


Tacoma Power
 Fishing and recreation line: 1-888-502-8690
 tacomapower.com

Washington Department of Fish and Wildlife
 Fishing line: (360) 902-2500
 wdfw.wa.gov

Tacoma Power plants up to 500,000 kokanee in Alder Lake each spring to provide you with fishing opportunities. We are also studying the kokanee fishery to make it even more productive. You can help by talking to our creel census checkers if they ask you about your catch.

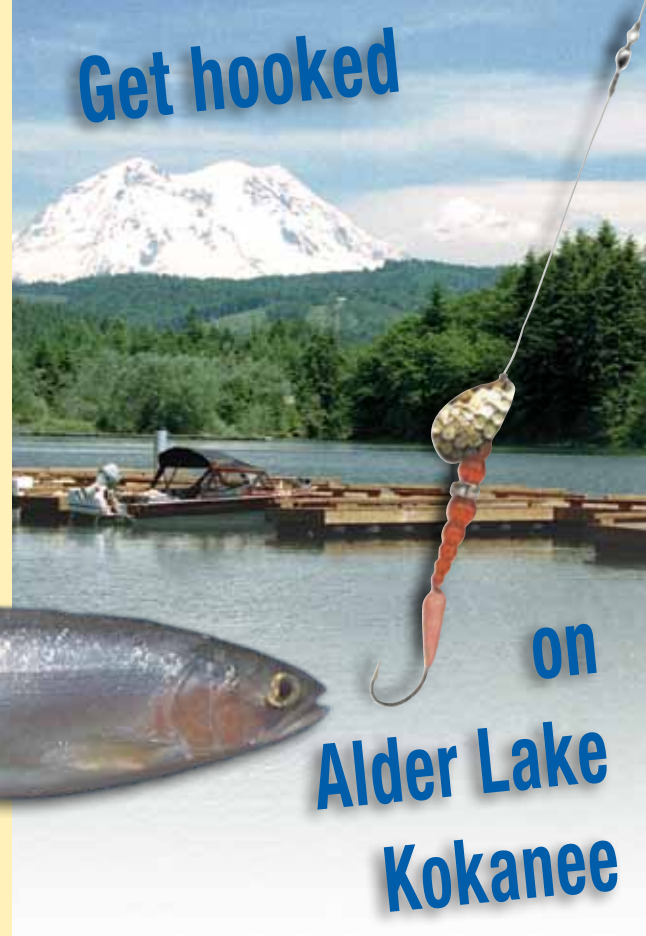
You may buy bait, tackle and other fishing supplies at these local stores:

- Eatonville Outdoor, 101 Mashell Ave., Eatonville
- Elbe Mall, 54011 Mtn. Highway, Elbe
- Elbe Grocery, 54209 Mtn. Highway, Elbe



Kokanee have bright silver sides, forked tails and no spots on their sides. Faint spots may be present on back and tail.

1552 9/09



Reel 'em in

Gear

- Light-action (soft) rod with 4- to 6-pound line.
- Small spoons or beaded wedding ring-style spinners tied 18 to 36 inches below a swivel.
- Removable split shot or in-line banana-style sinkers in 1- or 2-ounce sizes.
- Tipping your spoon or spinner with bait may improve your odds. Earthworms, maggots, and corn are all effective.
- Use size 4 or 6 hooks. Smaller hooks tear out of their soft mouths.

Trolling

Between May and June, particularly in the morning and evening, kokanee can be found close to the surface. Using a flat-line technique during these times can be fun as little or no weight is needed. Later in the season as the water heats up, the kokanee hold deeper. Use a fish finder or depth sounder to locate where the fish are holding or experiment with weights and depths. Split shot are handy as they can be added or removed as needed without re-tying.

Some other trolling tips:


- Vary your trolling speed by adjusting your motor or by trolling in an "S" pattern.
- Most kokanee bites occur when the lure changes speeds.
- Slower trolling is better than faster.

Still fishing

Still fishing is a productive and relaxing way to catch kokanee.

- You only need a hook, swivel, slip sinker and bait.
- Get away from the shore and fish directly below your boat.
- Experiment with depths.
- If you get a bite, keep fishing the same depth. Where there is one, there are more.

Beaded wedding ring spinner with trolling rig



18" to 36"

18" to 36"

to main line

Beaded wedding ring spinner

