



Dale King, Superintendent, dale.king@cityoftacoma.org

Dan McCabe, CIO/CFO, dmccabe@cityoftacoma.org

The International Shipping Industry



The Northwest Seaport Alliance



and Tacoma Rail



Standard International Shipping Container Sizes

Twenty-Foot Equivalent Unit (TEU)
20' long x 8' wide x 9' high

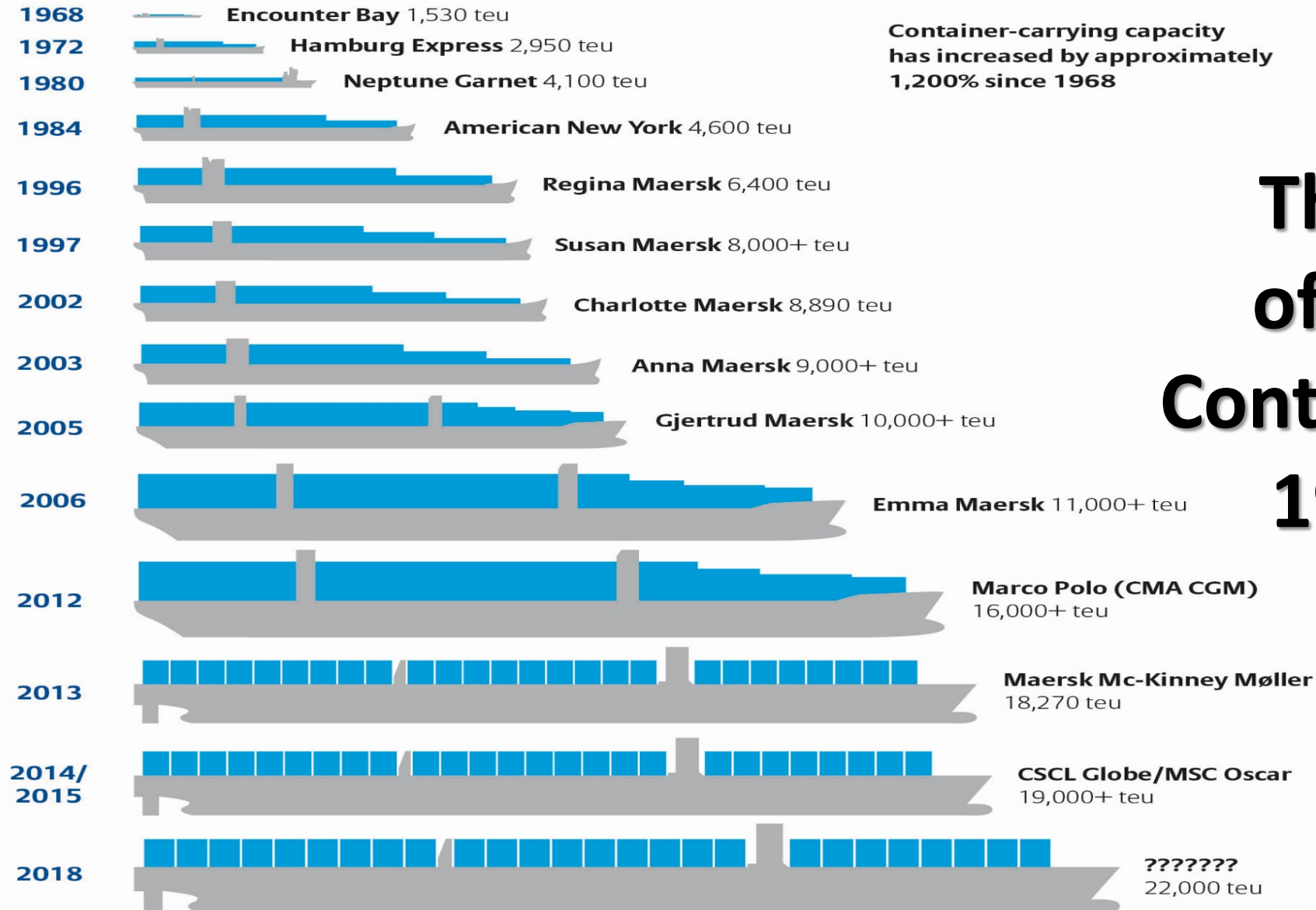


20-foot Container = 1 TEU

40-foot Container = 2 TEU
or = 1 FEU



50 years of Container Ship Growth



Container-carrying capacity
has increased by approximately
1,200% since 1968

The Evolution of the World's Containership Fleet 1968 to 2018

THE EVOLUTION OF CONTAINER SHIPS



A **TEU** is a twenty-foot
equivalent unit

length x width x depth
below water in meters



EARLY CONTAINER SHIP (1956-)

Capacity: 500-800 TEU, Size: 137 x 17 x 9 meters



FULLY CELLULAR (1970-)

Capacity: 1,000-2,500 TEU, Size: 215 x 20 x 10 meters



PANAMAX (1980-)

Capacity: 3,000-3,400 TEU, Size: 250 x 32 x 12.5 meters



PANAMAX MAX (1985-)

Capacity: 3,400-4,500 TEU, Size: 290 x 32 x 12.5 meters



POST PANAMAX (1988-)

Capacity: 4,000-5,000 TEU, Size: 285 x 40 x 13 meters



POST PANAMAX PLUS (2000-)

Capacity: 6,000-8,000 TEU, Size: 300 x 43 x 14.5 meters



NEW PANAMAX (2014-)

Capacity: 12,500 TEU, Size: 366 x 49 x 15.2 meters

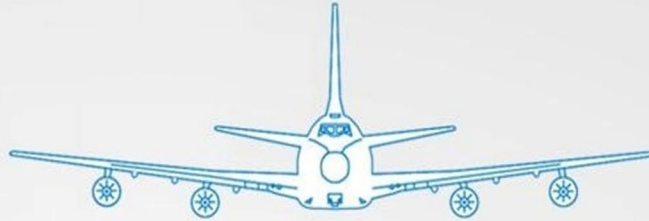


TRIPLE E (2013-)

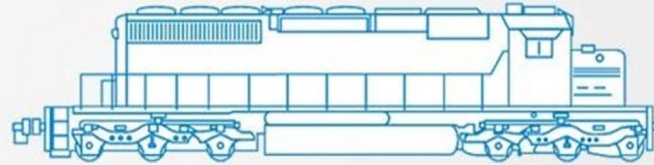
Capacity: 18,000 TEU, Size: 400 x 59 x 15.5 meters

Pick Your Ship Type & Size

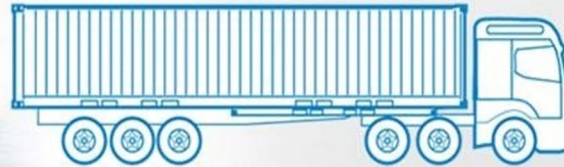
To Put Things Into Perspective



1,100
Boeing 747 planes



35x
8000ft long trains



11,400
Heavy trucks

MSC Oscar's 19,224 TEU's Equal

The North American Seaport/Rail Network

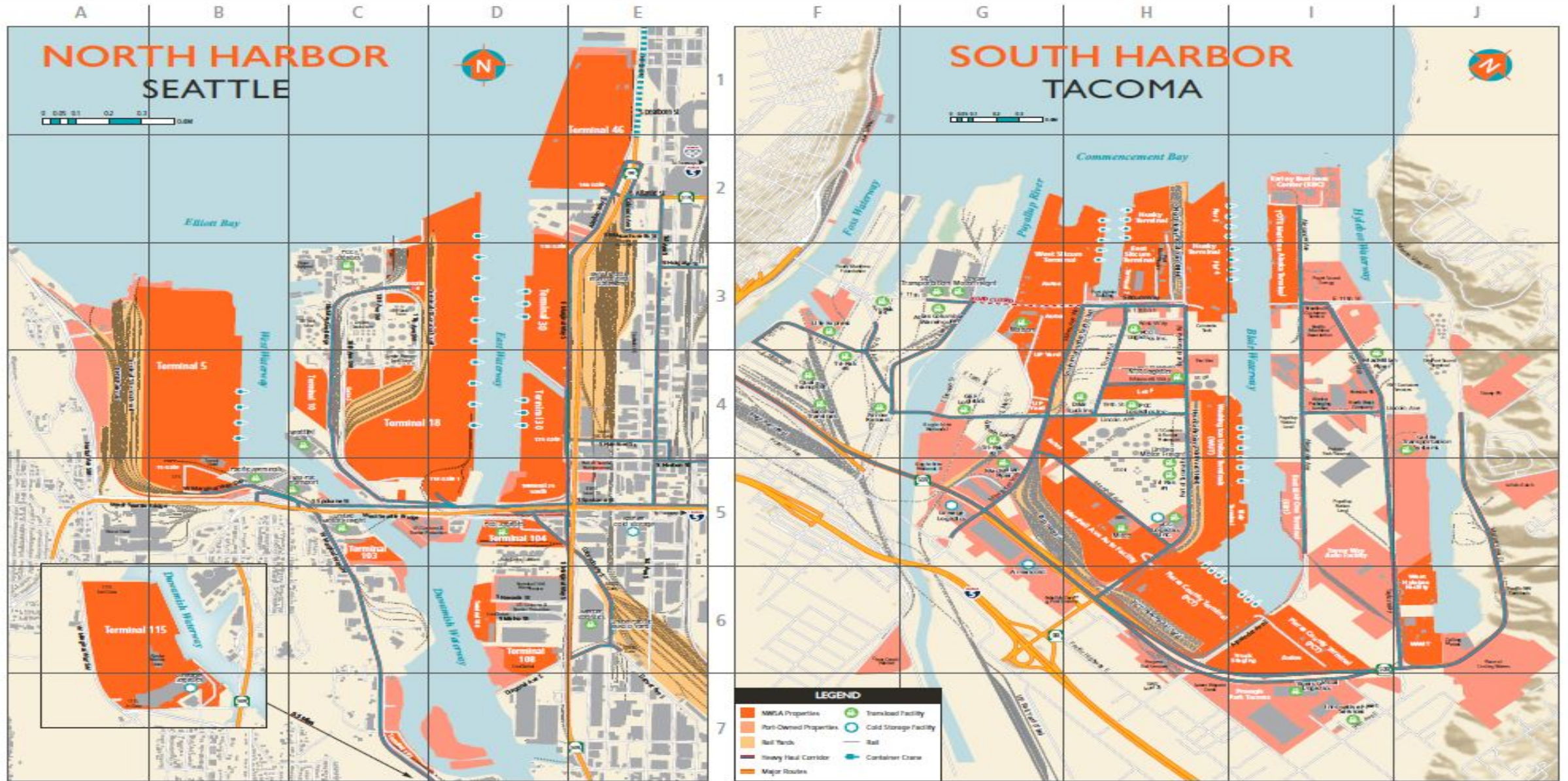


The Northwest Seaport Alliance Founded 2014



Puget Sound's Response to the West Coast's Competitive Challenges

The Seaports of Seattle and Tacoma Combine



Since the NWSA Was Formed



Maersk Expands Prince Rupert Service

An aerial photograph of a large port facility. The top half of the image shows a dense yard filled with multi-colored shipping containers. Below this is a large, dark area where coal is stored in several large piles. Two large cargo ships are docked at the pier. The ship in the foreground is a bulk carrier with a red hull and blue upper section. The ship in the background is a container ship with a white hull and blue upper section. The port is situated on a peninsula or a large island in the water.

**Vancouver, B.C. Gains a \$400/FEU
Freight Advantage to Chicago**

Oakland Positions Itself for Export Logistics



Lazaro Cardenas Expands Automation



And the Rich Get Richer

L.A./Long Beach Will Spend \$6 Billion on Expansion Over 10 Years



And Finally After 10 Years of Construction, This...

**The New, Expanded Panama Canal
Opened in 2016**



Pier 4 Post-Panamax Tacoma Upgrades

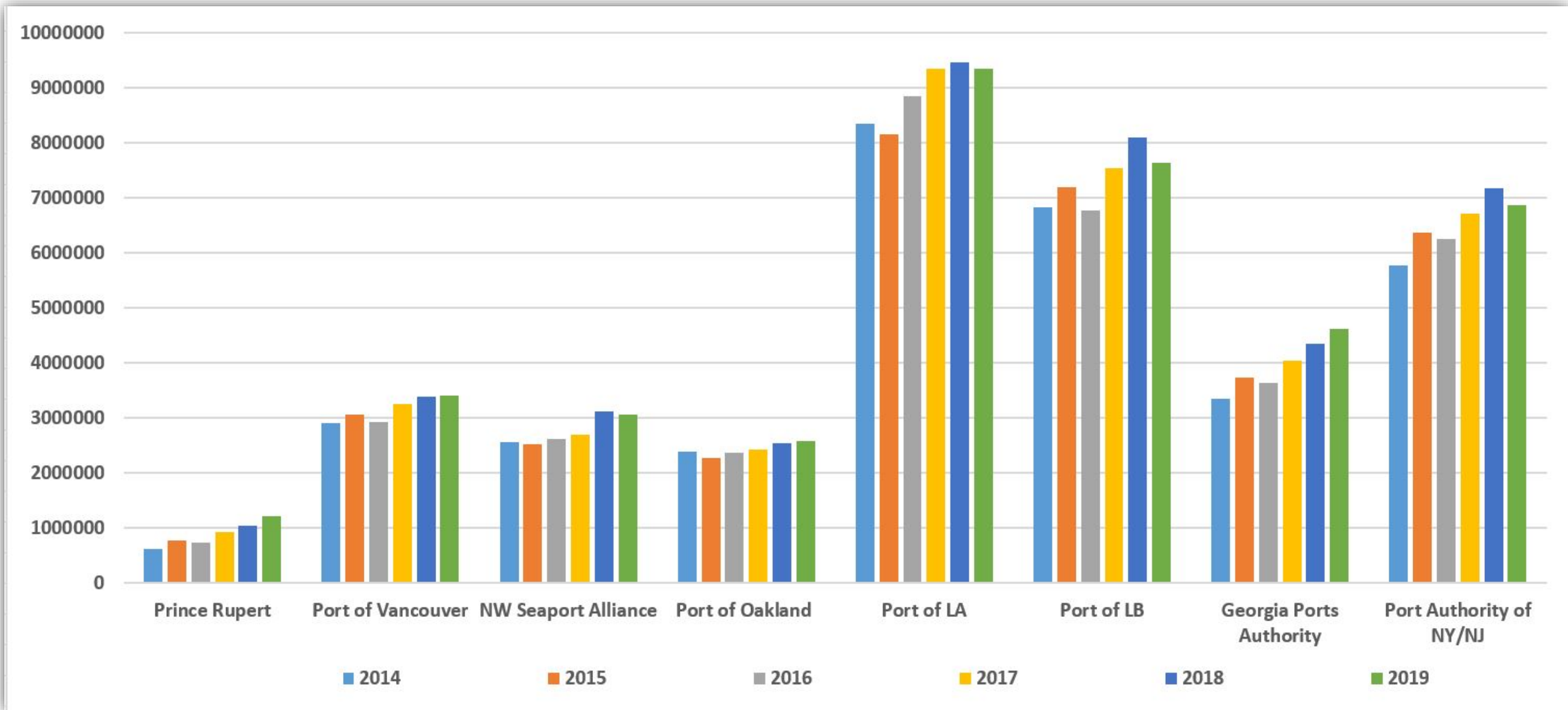
\$240 Million



Terminal 5 Post-Panamax Seattle Upgrades \$500 Million



Relative TEU Size & Growth of North American Container Ports Since the NWSA's Founding



The NWSA's Competitive Advantage



Tacoma Rail



