

COUNT	SYMBOL	ANCHORING SYMBOLS
		GUY
		SIDEWALK GUY
		NEED GUY
		NEED SIDEWALK GUY
		OVERHEAD GUY
		POLE-TO-POLE GUY
		ROCK GUY
		BUILDING GUY
		PUSH POLE

COUNT	SYMBOL	UNDERGROUND SYMBOLS
		SMALL PEDESTAL
		MEDIUM PEDESTAL
		LARGE PEDESTAL
		NODE PEDESTAL
		SMALL FLUSH MOUNT VAULT
		MEDIUM FLUSH MOUNT VAULT
		LARGE FLUSH MOUNT VAULT
		LARGE CONCRETE VAULT
		MDU LOCK BOX

COUNT	SYMBOL	POLE SYMBOLS
		POWER POLE
		POWER POLE w/ TRANSFORMER
		JOINT POLE
		JOINT POLE w/ TRANSFORMER
		TELCO POLE
		OTHER POLE
		CATV POLE
		RISER
		TOTAL POLES

SYMBOL	MAP SYMBOLS
LD:185'	AERIAL LONG DROP & LENGTH
LD	UNDERGROUND LONG DROP
	AERIAL HOUSE DROP
	UNDERGROUND DROP FROM POLE

CABLE SYMBOLS			
COAXIAL CABLE		STRAND	
CAN-WE-SERVE		0.75" CONDUIT	
FIBER OPTIC CABLE		1.25" CONDUIT	
NODE BOUNDARY		2.0" CONDUIT	
NODE LEG BOUNDARY		2.5" CONDUIT	
TERMINATED CABLE		4.0" CONDUIT	
SPARE CABLE			
COAXIAL SPLICE			
POWER BLOCK			

SYMBOL	DESIGN SYMBOLS
	HUB
	HEADEND
OPT RCVR	OPTICAL RECEIVER
	FIBER SPLICE
250	FIBER STORAGE
	2 PORT TAP
	4 PORT TAP
	8 PORT TAP
	TELEPHONE TAP
HT	HOT TAP
*	INDICATES TAP VALUE

SYMBOL	DESIGN SYMBOLS
	.715 TO F
	CHASSIS TO F
STBY PWR	STANDBY POWER SUPPLY
	POWER INSERTER
	DIST. MINI-BRIDGER
	LINE EXTENDER
	DIRECTIONAL COUPLER
	TWO WAY SPLITTER
	THREE WAY SPLITTER

NOTES:
- C — CLEARANCE ISSUES
- E — EASEMENT ISSUES
- P — POLE CHANGE OUT
- V — VACANT
- NP — NO POTENTIAL
- NB — NOT BUILDABLE

COUNT	SYMBOL	UNITS PASSED
		TOTAL HOMES
		TOTAL COMMERCIALS
		TOTAL MDUs
		TOTAL INSTITUTIONS

PLANT STATISTICS			
0.75" CONDUIT FOOTAGE		AERIAL FOOTAGE	
1.25" CONDUIT FOOTAGE		CAN-WE-SERVE FOOTAGE	
2" CONDUIT FOOTAGE			
2.5" CONDUIT FOOTAGE			
4" CONDUIT FOOTAGE			
UNDERGROUND FOOTAGE			
COAX FOOTAGE		ACBS TOTAL	
PLANT MILES		ACBC TOTAL	
FIBER FOOTAGE		HOUSE COUNT	

N

CONFIDENTIAL
DISCLOSE AND DISTRIBUTE SOLELY TO EMPLOYEES OF CLICK! NETWORK AND ITS AFFILIATES HAVING A NEED TO KNOW

TACOMA POWER
TACOMA PUBLIC UTILITIES

DESIGN	
SUBMITTED	
DATE	NO SCALE
SCALE	
SUPERVISING ENGINEER	MAP NUMBER
APPROVED	SE01
APPROVING ENGINEER	

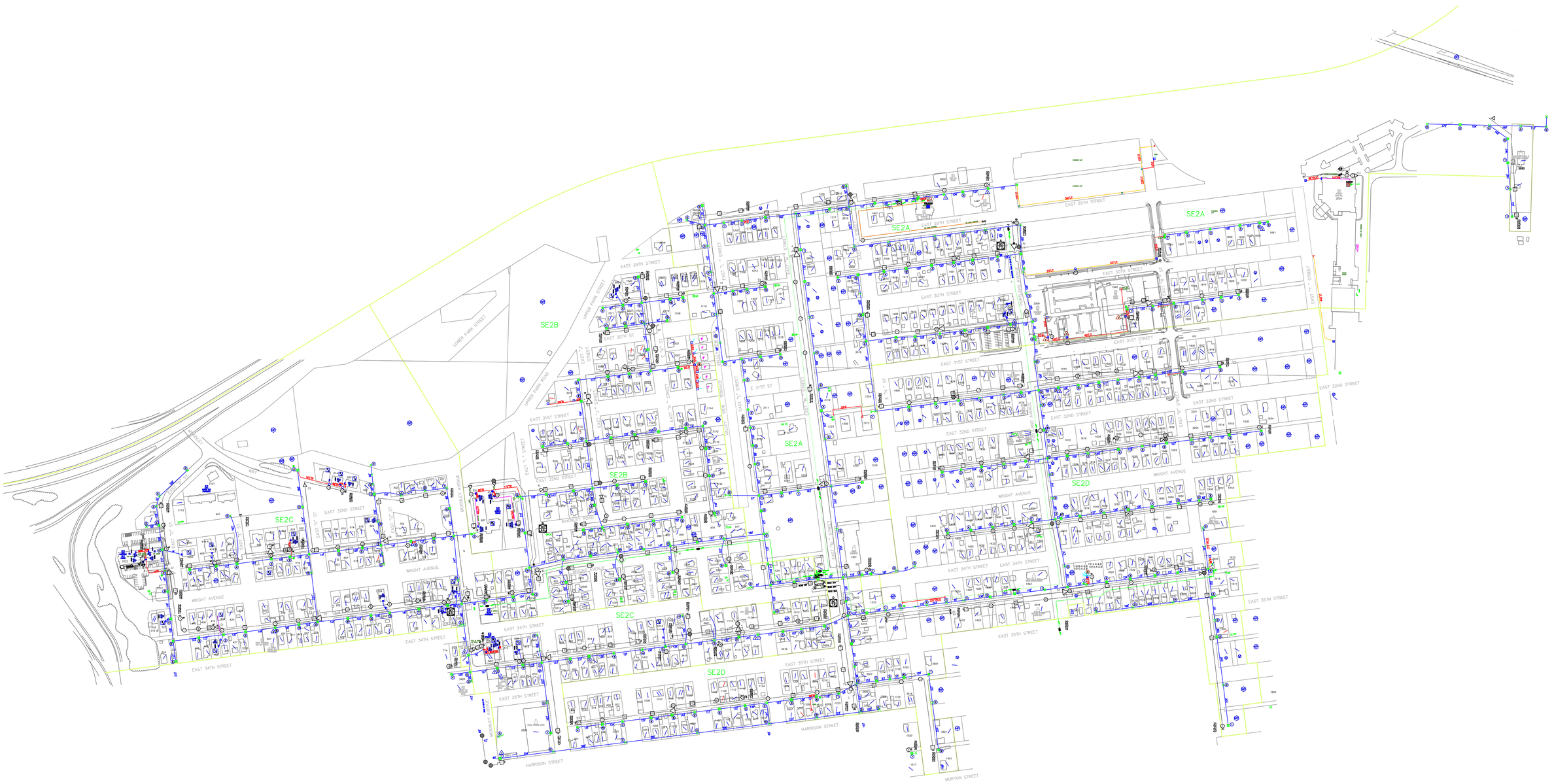

COUNT	SYMBOL	ANCHORING SYMBOLS
		GUY
		SIDEWALK GUY
		NEED GUY
		NEED SIDEWALK GUY
		OVERHEAD GUY
		POLE-TO-POLE GUY
		ROCK GUY
		BUILDING GUY
		PUSH POLE

COUNT	SYMBOL	UNDERGROUND SYMBOLS
		SMALL PEDESTAL
		MEDIUM PEDESTAL
		LARGE PEDESTAL
		NODE PEDESTAL
		SMALL FLUSH MOUNT VAULT
		MEDIUM FLUSH MOUNT VAULT
	V	LARGE FLUSH MOUNT VAULT
		LARGE CONCRETE VAULT
		MDU LOCK BOX

COUNT	SYMBOL	POLE SYMBOLS
		POWER POLE
		POWER POLE w/ TRANSFORMER
		JOINT POLE
		JOINT POLE w/ TRANSFORMER
		TELCO POLE
		OTHER POLE
		CATV POLE
	R	RISER
		TOTAL POLES

SYMBOL	MAP SYMBOLS
LD:185'	AERIAL LONG DROP & LENGTH
LD	UNDERGROUND LONG DROP
	AERIAL HOUSE DROP
	UNDERGROUND DROP FROM POLE

CABLE SYMBOLS			
COAXIAL CABLE		STRAND	
CAN-WE-SERVE		0.75" CONDUIT	
FIBER OPTIC CABLE		1.25" CONDUIT	
NODE BOUNDARY		2.0" CONDUIT	
NODE LEG BOUNDARY		2.5" CONDUIT	
TERMINATED CABLE		4.0" CONDUIT	
SPARE CABLE			
COAXIAL SPLICE			
POWER BLOCK			

SYMBOL	DESIGN SYMBOLS
	HUB
	HEADEND
OPT	OPTICAL RECEIVER
	FIBER SPLICE
200	FIBER STORAGE
	2 PORT TAP
	4 PORT TAP
	8 PORT TAP
	TELEPHONE TAP
HT	HOT TAP
*	INDICATES TAP VALUE

SYMBOL	DESIGN SYMBOLS
	.715 TO F
	CHASSIS TO F
SBP	STANDBY POWER SUPPLY
	POWER INSERTER
	DIST. MINI-BRIDGER
	LINE EXTENDER
	DIRECTIONAL COUPLER
	TWO WAY SPLITTER
	THREE WAY SPLITTER

COUNT	SYMBOL	UNITS PASSED
	H	TOTAL HOMES
	C	TOTAL COMMERCIALS
	M	TOTAL MDUs
	I	TOTAL INSTITUTIONS

NOTES:

C	CLEARANCE ISSUES	V	VACANT
E	EASEMENT ISSUES	NP	NO POTENTIAL
P	POLE CHANGE OUT	NB	NOT BUILDABLE

PLANT STATISTICS			
0.75" CONDUIT FOOTAGE		AERIAL FOOTAGE	
1.25" CONDUIT FOOTAGE		CAN-WE-SERVE FOOTAGE	
2" CONDUIT FOOTAGE			
2.5" CONDUIT FOOTAGE			
4" CONDUIT FOOTAGE			
UNDERGROUND FOOTAGE			
COAX FOOTAGE		ACBS TOTAL	
PLANT MILES		ACBC TOTAL	
FIBER FOOTAGE		HOUSE COUNT	

N

CONFIDENTIAL
DISCLOSE AND DISTRIBUTE SOLELY TO EMPLOYEES OF CLICK! NETWORK AND ITS AFFILIATES HAVING A NEED TO KNOW

TACOMA POWER
TACOMA PUBLIC UTILITIES

DESIGN	
SUBMITTED	
DATE	NO SCALE
SUPERVISING ENGINEER	SCALE
APPROVED	MAP NUMBER
APPROVING ENGINEER	SE02

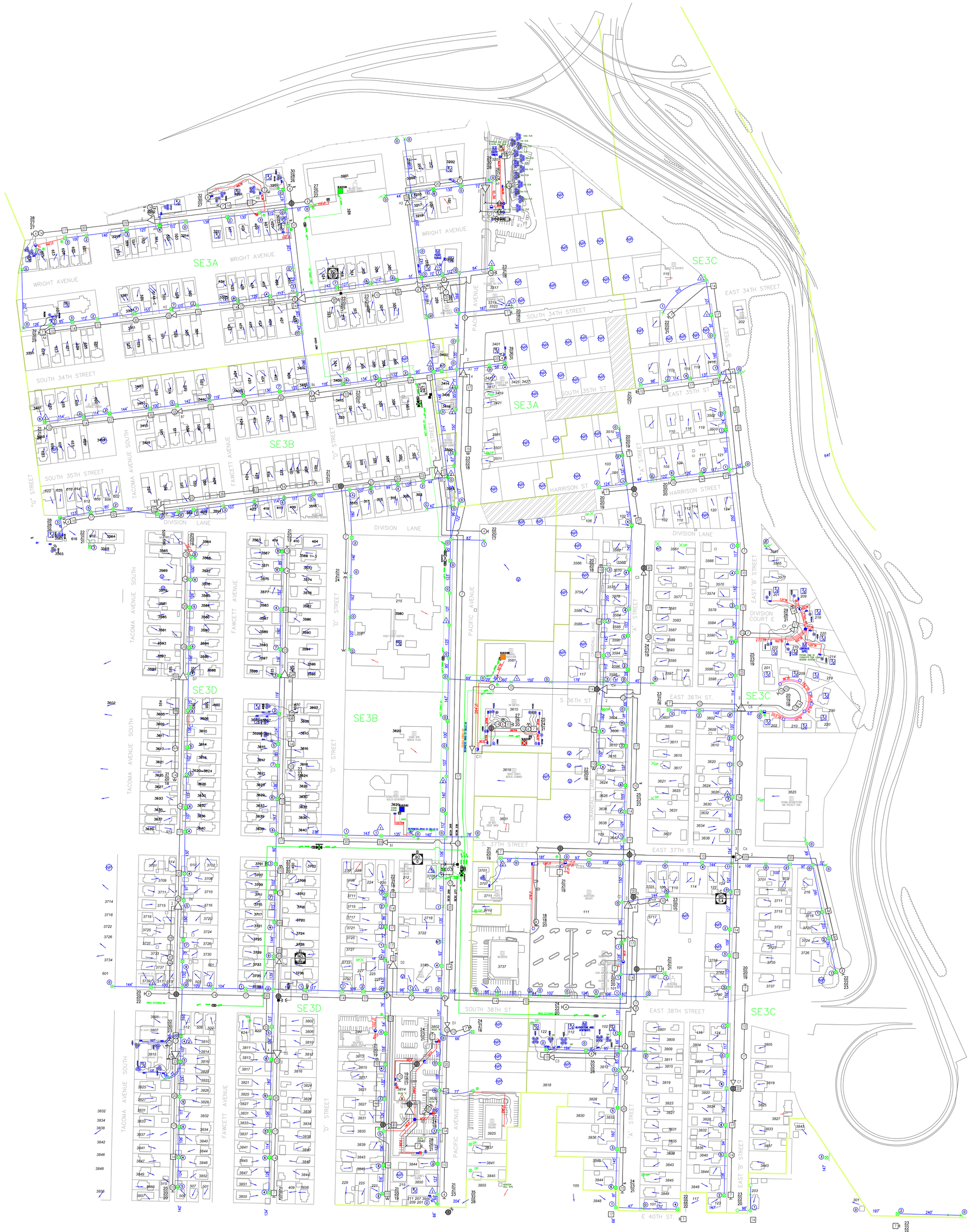
SE3A
SE3B
SE3C
SE3D
WRIGHT AVENUE
SOUTH 34TH STREET
SOUTH 35TH STREET
SOUTH 36TH ST
SOUTH 37TH STREET
SOUTH 38TH ST
EAST 34TH STREET
EAST 35TH ST
EAST 36TH ST.
EAST 37TH ST.
EAST 38TH STREET
E 40TH ST
HARRISON ST
HARRISON STREET
DIVISION LANE
DIVISION COURT E
"A" STREET
"B" STREET
"C" STREET
"D" STREET
"G" STREET
PACIFIC AVENUE
FAWCETT AVENUE
TACOMA AVENUE SOUTH
CRANDALL LANE
3620 STONE NEW MEDICAL PLAZA
3629 TACOMA-PIERCE COUNTY HEALTH DEPARTMENT
3619 PIERCE COUNTY MEDICAL EXAMINER
3631 BAY HILL CREDIT UNION
3737 TACOMA REHABILITATION AND SPECIALTY CARE
3625 TACOMA REHABILITATION AND SPECIALTY CARE
3680 PIERCE COUNTY COMMUNICATIONS (911)
3739 PIERCE COUNTY COMMUNICATIONS (911)
3718 COMMUNITY ON MEDICAL BUILDING
3722 COMMUNITY ON MEDICAL BUILDING
3740 COMMUNITY ON MEDICAL BUILDING
3737 MEDICAL BUILDING
3818 MEDICAL BUILDING
3825 MEDICAL BUILDING
3850 MEDICAL BUILDING
3841 MEDICAL BUILDING
3845 MEDICAL BUILDING
3855 MEDICAL BUILDING
3737 ALBERTSONS GROCERY
3711 ALBERTSONS GROCERY
3711 ALBERTSONS GROCERY
3711



COUNT	SYMBOL	ANCHORING SYMBOLS
		GUY
		SIDEWALK GUY
		NEED GUY
		NEED SIDEWALK GUY
		OVERHEAD GUY
		POLE-TO-POLE GUY
		ROCK GUY
		BUILDING GUY
		PUSH POLE

COUNT	SYMBOL	UNDERGROUND SYMBOLS
		SMALL PEDESTAL
		MEDIUM PEDESTAL
		LARGE PEDESTAL
		NODE PEDESTAL
		SMALL FLUSH MOUNT VAULT
		MEDIUM FLUSH MOUNT VAULT
		LARGE FLUSH MOUNT VAULT
		LARGE CONCRETE VAULT
		MDU LOCK BOX

COUNT	SYMBOL	POLE SYMBOLS
		POWER POLE
		POWER POLE w/ TRANSFORMER
		JOINT POLE
		JOINT POLE w/ TRANSFORMER
		TELCO POLE
		OTHER POLE
		CATV POLE
		RISER
		TOTAL POLES

SYMBOL	MAP SYMBOLS
LD 185'	AERIAL LONG DROP & LENGTH
LD	UNDERGROUND LONG DROP
	AERIAL HOUSE DROP
	UNDERGROUND DROP FROM POLE

CABLE SYMBOLS			
COAXIAL CABLE		STRAND	
CAN-WE-SERVE		0.75" CONDUIT	
FIBER OPTIC CABLE		1.25" CONDUIT	
NODE BOUNDARY		2.0" CONDUIT	
NODE LEG BOUNDARY		2.5" CONDUIT	
TERMINATED CABLE		4.0" CONDUIT	
SPARE CABLE			
COAXIAL SPLICE			
POWER BLOCK			

SYMBOL	DESIGN SYMBOLS
	HUB
	HEADEND
	OPTICAL RECEIVER
	FIBER SPLICE
200	FIBER STORAGE
	2 PORT TAP
	4 PORT TAP
	8 PORT TAP
	TELEPHONE TAP
HT	HOT TAP
*	INDICATES TAP VALUE

SYMBOL	DESIGN SYMBOLS
	.715 TO F
	CHASSIS TO F
	STANDBY POWER SUPPLY
	POWER INSERTER
	DIST. MINI-BRIDGER
	LINE EXTENDER
	DIRECTIONAL COUPLER
	TWO WAY SPLITTER
	THREE WAY SPLITTER

NOTES:
- C CLEARANCE ISSUES
- E EASEMENT ISSUES
- P POLE CHANGE OUT
- V VACANT
- NP NO POTENTIAL
- NB NOT BUILDABLE

COUNT	SYMBOL	UNITS PASSED
		TOTAL HOMES
		TOTAL COMMERCIALS
		TOTAL MDUs
		TOTAL INSTITUTIONS

PLANT STATISTICS			
0.75" CONDUIT FOOTAGE		AERIAL FOOTAGE	
1.25" CONDUIT FOOTAGE		CAN-WE-SERVE FOOTAGE	
2" CONDUIT FOOTAGE			
2.5" CONDUIT FOOTAGE			
4" CONDUIT FOOTAGE			
UNDERGROUND FOOTAGE			
COAX FOOTAGE		ACBS TOTAL	
PLANT MILES		ACBC TOTAL	
FIBER FOOTAGE		HOUSE COUNT	

N

CONFIDENTIAL
DISCLOSE AND DISTRIBUTE SOLELY TO EMPLOYEES OF CLICK! NETWORK AND ITS AFFILIATES HAVING A NEED TO KNOW

TACOMA POWER
TACOMA PUBLIC UTILITIES

DESIGN	
SUBMITTED	
SUPERVISING ENGINEER	
APPROVED	
APPROVING ENGINEER	
DATE	NO SCALE
SCALE	
MAP NUMBER	SE04

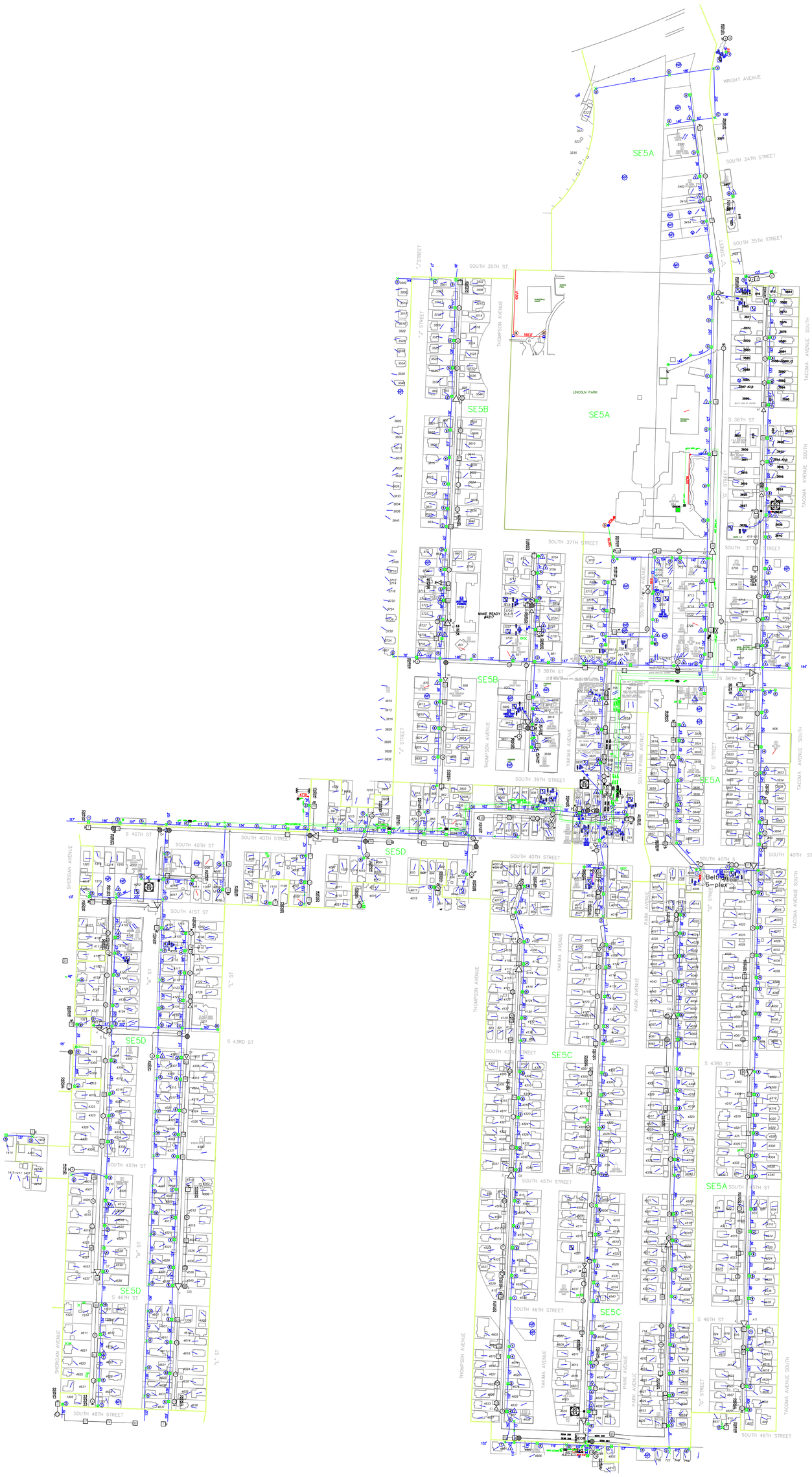

COUNT	SYMBOL	ANCHORING SYMBOLS
		GUY
		SIDEWALK GUY
		NEED GUY
		NEED SIDEWALK GUY
		OVERHEAD GUY
		POLE-TO-POLE GUY
		ROCK GUY
		BUILDING GUY
		PUSH POLE

COUNT	SYMBOL	UNDERGROUND SYMBOLS
		SMALL PEDESTAL
		MEDIUM PEDESTAL
		LARGE PEDESTAL
		NODE PEDESTAL
		SMALL FLUSH MOUNT VAULT
		MEDIUM FLUSH MOUNT VAULT
		LARGE FLUSH MOUNT VAULT
	V	LARGE CONCRETE VAULT
		MDU LOCK BOX

COUNT	SYMBOL	POLE SYMBOLS
		POWER POLE
		POWER POLE w/ TRANSFORMER
		JOINT POLE
		JOINT POLE w/ TRANSFORMER
		TELCO POLE
		OTHER POLE
		CATV POLE
		RISER
		TOTAL POLES

SYMBOL	MAP SYMBOLS
LD:185'	AERIAL LONG DROP & LENGTH
LD	UNDERGROUND LONG DROP
	AERIAL HOUSE DROP
	UNDERGROUND DROP FROM POLE

CABLE SYMBOLS			
COAXIAL CABLE		STRAND	
CAN-WE-SERVE		0.75" CONDUIT	
FIBER OPTIC CABLE		1.25" CONDUIT	
NODE BOUNDARY		2.0" CONDUIT	
NODE LEG BOUNDARY		2.5" CONDUIT	
TERMINATED CABLE		4.0" CONDUIT	
SPARE CABLE		DIRECTIONAL COUPLER	
COAXIAL SPLICE			
POWER BLOCK			

SYMBOL	DESIGN SYMBOLS
	HUB
	HEADEND
	OPTICAL RECEIVER
	FIBER SPLICE
200	FIBER STORAGE
	2 PORT TAP
	4 PORT TAP
	8 PORT TAP
	TELEPHONE TAP
HT	HOT TAP
*	INDICATES TAP VALUE

SYMBOL	DESIGN SYMBOLS
	.715 TO F
	CHASSIS TO F
	STANDBY POWER SUPPLY
	POWER INSERTER
	LINE EXTENDER
	TWO WAY SPLITTER
	THREE WAY SPLITTER

COUNT	SYMBOL	UNITS PASSED
	H	TOTAL HOMES
	C	TOTAL COMMERCIALS
	M	TOTAL MDUs
	I	TOTAL INSTITUTIONS

NOTES:
- C CLEARANCE ISSUES
- V VACANT
- E EASEMENT ISSUES
- NP NO POTENTIAL
- P POLE CHANGE OUT
- NB NOT BUILDABLE

PLANT STATISTICS			
0.75" CONDUIT FOOTAGE		AERIAL FOOTAGE	
1.25" CONDUIT FOOTAGE		CAN-WE-SERVE FOOTAGE	
2" CONDUIT FOOTAGE			
2.5" CONDUIT FOOTAGE			
4" CONDUIT FOOTAGE			
UNDERGROUND FOOTAGE			
COAX FOOTAGE		ACBS TOTAL	
PLANT MILES		ACBC TOTAL	
FIBER FOOTAGE		HOUSE COUNT	

N

CONFIDENTIAL
DISCLOSE AND DISTRIBUTE SOLELY TO EMPLOYEES OF CLICK! NETWORK AND ITS AFFILIATES HAVING A NEED TO KNOW

TACOMA POWER
TACOMA PUBLIC UTILITIES

DESIGN
SUBMITTED
DATE
NO SCALE
SCALE
SUPERVISING ENGINEER
APPROVED
APPROVING ENGINEER
MAP NUMBER
SE05



COUNT	SYMBOL	ANCHORING SYMBOLS
		GUY
		SIDEWALK GUY
		NEED GUY
		NEED SIDEWALK GUY
		OVERHEAD GUY
		POLE-TO-POLE GUY
		ROCK GUY
		BUILDING GUY
		PUSH POLE

COUNT	SYMBOL	UNDERGROUND SYMBOLS
		SMALL PEDESTAL
		MEDIUM PEDESTAL
		LARGE PEDESTAL
		NODE PEDESTAL
		SMALL FLUSH MOUNT VAULT
		MEDIUM FLUSH MOUNT VAULT
		LARGE FLUSH MOUNT VAULT
		LARGE CONCRETE VAULT
		MDU LOCK BOX

COUNT	SYMBOL	POLE SYMBOLS
		POWER POLE
		POWER POLE w/ TRANSFORMER
		JOINT POLE
		JOINT POLE w/ TRANSFORMER
		TELCO POLE
		OTHER POLE
		CATV POLE
		RISER
		TOTAL POLES

SYMBOL	MAP SYMBOLS
LD:185'	AERIAL LONG DROP & LENGTH
LD	UNDERGROUND LONG DROP
	AERIAL HOUSE DROP
	UNDERGROUND DROP FROM POLE

CABLE SYMBOLS			
COAXIAL CABLE		STRAND	
CAN-WE-SERVE		0.75" CONDUIT	
FIBER OPTIC CABLE		1.25" CONDUIT	
NODE BOUNDARY		2.0" CONDUIT	
NODE LEG BOUNDARY		2.5" CONDUIT	
TERMINATED CABLE		4.0" CONDUIT	
SPARE CABLE			
COAXIAL SPLICE			
POWER BLOCK			

SYMBOL	DESIGN SYMBOLS
	HUB
	HEADEND
OPT	OPTICAL RECEIVER
	FIBER SPLICE
200	FIBER STORAGE
	2 PORT TAP
	4 PORT TAP
	8 PORT TAP
	TELEPHONE TAP
HT	HOT TAP
*	INDICATES TAP VALUE

SYMBOL	DESIGN SYMBOLS
	.715 TO F
	CHASSIS TO F
SPS	STANDBY POWER SUPPLY
	POWER INSERTER
	DIST. MIN-BRIDGER
	LINE EXTENDER
	DIRECTIONAL COUPLER
	TWO WAY SPLITTER
	THREE WAY SPLITTER

COUNT	SYMBOL	UNITS PASSED
3		TOTAL HOMES
1		TOTAL COMMERCIALS
0		TOTAL MDUs
0		TOTAL INSTITUTIONS

NOTES:

C) CLEARANCE ISSUES
E) EASEMENT ISSUES
P) POLE CHANGE OUT
V) VACANT
NP) NO POTENTIAL
NB) NOT BUILDABLE

PLANT STATISTICS			
0.75" CONDUIT FOOTAGE		AERIAL FOOTAGE	
1.25" CONDUIT FOOTAGE		CAN-WE-SERVE FOOTAGE	
2" CONDUIT FOOTAGE			
2.5" CONDUIT FOOTAGE			
4" CONDUIT FOOTAGE			
UNDERGROUND FOOTAGE			
COAX FOOTAGE		ACBS TOTAL	
PLANT MILES		ACBC TOTAL	
FIBER FOOTAGE		HOUSE COUNT	

N

CONFIDENTIAL
DISCLOSE AND DISTRIBUTE SOLELY TO EMPLOYEES OF CLICK! NETWORK AND ITS AFFILIATES HAVING A NEED TO KNOW

TACOMA POWER
TACOMA PUBLIC UTILITIES

DESIGN
SUBMITTED
DATE
NO SCALE
SCALE
SUPERVISING ENGINEER
APPROVED
APPROVING ENGINEER
MAP NUMBER
SE06



COUNT	SYMBOL	ANCHORING SYMBOLS
		GUY
		SIDEWALK GUY
		NEED GUY
		NEED SIDEWALK GUY
		OVERHEAD GUY
		POLE-TO-POLE GUY
		ROCK GUY
		BUILDING GUY
		PUSH POLE

COUNT	SYMBOL	UNDERGROUND SYMBOLS
		SMALL PEDESTAL
		MEDIUM PEDESTAL
		LARGE PEDESTAL
		NODE PEDESTAL
		SMALL FLUSH MOUNT VAULT
		MEDIUM FLUSH MOUNT VAULT
		LARGE FLUSH MOUNT VAULT
		LARGE CONCRETE VAULT
		MDU LOCK BOX

COUNT	SYMBOL	POLE SYMBOLS
		POWER POLE
		POWER POLE w/ TRANSFORMER
		JOINT POLE
		JOINT POLE w/ TRANSFORMER
		TELCO POLE
		OTHER POLE
		CATV POLE
		RISER
		TOTAL POLES

SYMBOL	MAP SYMBOLS
LD:185'	AERIAL LONG DROP & LENGTH
LD	UNDERGROUND LONG DROP
	AERIAL HOUSE DROP
	UNDERGROUND DROP FROM POLE

CABLE SYMBOLS		
COAXIAL CABLE		STRAND
CAN-WE-SERVE		0.75" CONDUIT
FIBER OPTIC CABLE		1.25" CONDUIT
NODE BOUNDARY		2.0" CONDUIT
NODE LEG BOUNDARY		2.5" CONDUIT
TERMINATED CABLE		4.0" CONDUIT
SPARE CABLE		
COAXIAL SPLICE		
POWER BLOCK		

SYMBOL	DESIGN SYMBOLS
	HUB
	HEADEND
OR	OPTICAL RECEIVER
	FIBER SPLICE
	FIBER STORAGE
	2 PORT TAP
	4 PORT TAP
	8 PORT TAP
	TELEPHONE TAP
HT	HOT TAP
*	INDICATES TAP VALUE

SYMBOL	DESIGN SYMBOLS
	.715 TO F
	CHASSIS TO F
SB	STANDBY POWER SUPPLY
	POWER INSERTER
	DIST. MINI-BRIDGER
	LINE EXTENDER
	DIRECTIONAL COUPLER
	TWO WAY SPLITTER
	THREE WAY SPLITTER

COUNT	SYMBOL	UNITS PASSED
		TOTAL HOMES
		TOTAL COMMERCIALS
		TOTAL MDUs
		TOTAL INSTITUTIONS

NOTES:
- C: CLEARANCE ISSUES
- E: EASEMENT ISSUES
- P: POLE CHANGE OUT
- V: VACANT
- NP: NO POTENTIAL
- NB: NOT BUILDABLE

PLANT STATISTICS		
0.75" CONDUIT FOOTAGE		AERIAL FOOTAGE
1.25" CONDUIT FOOTAGE		CAN-WE-SERVE FOOTAGE
2" CONDUIT FOOTAGE		
2.5" CONDUIT FOOTAGE		
4" CONDUIT FOOTAGE		
UNDERGROUND FOOTAGE		
COAX FOOTAGE		ACBS TOTAL
PLANT MILES		ACBC TOTAL
FIBER FOOTAGE		HOUSE COUNT

N

CONFIDENTIAL
DISCLOSE AND DISTRIBUTE SOLELY TO EMPLOYEES OF CLICK! NETWORK AND ITS AFFILIATES HAVING A NEED TO KNOW

TACOMA POWER
TACOMA PUBLIC UTILITIES

DESIGN	
SUBMITTED	
DATE	NO SCALE
SUPERVISING ENGINEER	SCALE
APPROVED	MAP NUMBER
APPROVING ENGINEER	SE07



COUNT	SYMBOL	ANCHORING SYMBOLS
		GUY
		SIDEWALK GUY
		NEED GUY
		NEED SIDEWALK GUY
		OVERHEAD GUY
		POLE-TO-POLE GUY
		ROCK GUY
		BUILDING GUY
		PUSH POLE

COUNT	SYMBOL	UNDERGROUND SYMBOLS
		SMALL PEDESTAL
		MEDIUM PEDESTAL
		LARGE PEDESTAL
		NODE PEDESTAL
		SMALL FLUSH MOUNT VAULT
		MEDIUM FLUSH MOUNT VAULT
		LARGE FLUSH MOUNT VAULT
		LARGE CONCRETE VAULT
		MDU LOCK BOX

COUNT	SYMBOL	POLE SYMBOLS
		POWER POLE
		POWER POLE w/ TRANSFORMER
		JOINT POLE
		JOINT POLE w/ TRANSFORMER
		TELCO POLE
		OTHER POLE
		CATV POLE
		RISER
		TOTAL POLES

SYMBOL	MAP SYMBOLS
LD:185'	AERIAL LONG DROP & LENGTH
LD	UNDERGROUND LONG DROP
	AERIAL HOUSE DROP
	UNDERGROUND DROP FROM POLE

CABLE SYMBOLS		
COAXIAL CABLE		STRAND
CAN-WE-SERVE		0.75" CONDUIT
FIBER OPTIC CABLE		1.25" CONDUIT
NODE BOUNDARY		2.0" CONDUIT
NODE LEG BOUNDARY		2.5" CONDUIT
TERMINATED CABLE		4.0" CONDUIT
SPARE CABLE		
COAXIAL SPLICE		
POWER BLOCK		

SYMBOL	DESIGN SYMBOLS
	HUB
	HEADEND
OPTICAL RECEIVER	
	FIBER SPLICE
200	FIBER STORAGE
	2 PORT TAP
	4 PORT TAP
	8 PORT TAP
	TELEPHONE TAP
HT	HOT TAP
*	INDICATES TAP VALUE

SYMBOL	DESIGN SYMBOLS
	.715 TO F
	CHASSIS TO F
	STANDBY POWER SUPPLY
	POWER INSERTER
	DIST. MINI-BRIDGER
	LINE EXTENDER
	DIRECTIONAL COUPLER
	TWO WAY SPLITTER
	THREE WAY SPLITTER

COUNT	SYMBOL	UNITS PASSED
	C	CLEARANCE ISSUES
	E	EASEMENT ISSUES
	P	POLE CHANGE OUT
	V	VACANT
	NP	NO POTENTIAL
	NB	NOT BUILDABLE
	T	TOTAL HOMES
		TOTAL COMMERCIALS
		TOTAL MDUs
		TOTAL INSTITUTIONS

NOTES:

PLANT STATISTICS			
0.75" CONDUIT FOOTAGE		AERIAL FOOTAGE	
1.25" CONDUIT FOOTAGE		CAN-WE-SERVE FOOTAGE	
2" CONDUIT FOOTAGE			
2.5" CONDUIT FOOTAGE			
4" CONDUIT FOOTAGE			
UNDERGROUND FOOTAGE			
COAX FOOTAGE		ACBS TOTAL	
PLANT MILES		ACBC TOTAL	
FIBER FOOTAGE		HOUSE COUNT	

CONFIDENTIAL
DISCLOSE AND DISTRIBUTE SOLELY TO EMPLOYEES OF CLICK! NETWORK AND ITS AFFILIATES HAVING A NEED TO KNOW

TACOMA POWER
TACOMA PUBLIC UTILITIES

DESIGN	
SUBMITTED	
DATE	NO SCALE
SUPERVISING ENGINEER	SCALE
APPROVED	MAP NUMBER
APPROVING ENGINEER	SE08



COUNT	SYMBOL	ANCHORING SYMBOLS
		GUY
		SIDEWALK GUY
		NEED GUY
		NEED SIDEWALK GUY
		OVERHEAD GUY
		POLE-TO-POLE GUY
		ROCK GUY
		BUILDING GUY
		PUSH POLE

COUNT	SYMBOL	UNDERGROUND SYMBOLS
		SMALL PEDESTAL
		MEDIUM PEDESTAL
		LARGE PEDESTAL
		NODE PEDESTAL
		SMALL FLUSH MOUNT VAULT
		MEDIUM FLUSH MOUNT VAULT
		LARGE FLUSH MOUNT VAULT
		LARGE CONCRETE VAULT
		MDU LOCK BOX

COUNT	SYMBOL	POLE SYMBOLS
		POWER POLE
		POWER POLE w/ TRANSFORMER
		JOINT POLE
		JOINT POLE w/ TRANSFORMER
		TELCO POLE
		OTHER POLE
		CATV POLE
		RISER
		TOTAL POLES

SYMBOL	MAP SYMBOLS
LD:185'	AERIAL LONG DROP & LENGTH
LD	UNDERGROUND LONG DROP
	AERIAL HOUSE DROP
	UNDERGROUND DROP FROM POLE

CABLE SYMBOLS			
COAXIAL CABLE		STRAND	
CAN-WE-SERVE		0.75" CONDUIT	
FIBER OPTIC CABLE		1.25" CONDUIT	
NODE BOUNDARY		2.0" CONDUIT	
NODE LEG BOUNDARY		2.5" CONDUIT	
TERMINATED CABLE		4.0" CONDUIT	
SPARE CABLE			
COAXIAL SPLICE			
POWER BLOCK			

SYMBOL	DESIGN SYMBOLS
	HUB
	HEADEND
	OPTICAL RECEIVER
	FIBER SPLICE
200	FIBER STORAGE
	2 PORT TAP
	4 PORT TAP
	8 PORT TAP
	TELEPHONE TAP
HT	HOT TAP
*	INDICATES TAP VALUE

SYMBOL	DESIGN SYMBOLS
	.715 TO F
	CHASSIS TO F
	STANDBY POWER SUPPLY
	POWER INSERTER
	DIST. MINI-BRIDGER
	LINE EXTENDER
	DIRECTIONAL COUPLER
	TWO WAY SPLITTER
	THREE WAY SPLITTER

COUNT	SYMBOL	UNITS PASSED
	3	TOTAL HOMES
	A	TOTAL COMMERCIALS
	B	TOTAL MDUs
	I	TOTAL INSTITUTIONS

NOTES:

C	CLEARANCE ISSUES	V	VACANT
E	EASEMENT ISSUES	NP	NO POTENTIAL
P	POLE CHANGE OUT	NB	NOT BUILDABLE

PLANT STATISTICS			
0.75" CONDUIT FOOTAGE		AERIAL FOOTAGE	
1.25" CONDUIT FOOTAGE		CAN-WE-SERVE FOOTAGE	
2" CONDUIT FOOTAGE			
2.5" CONDUIT FOOTAGE			
4" CONDUIT FOOTAGE			
UNDERGROUND FOOTAGE			
COAX FOOTAGE		ACBS TOTAL	
PLANT MILES		ACBC TOTAL	
FIBER FOOTAGE		HOUSE COUNT	

N

CONFIDENTIAL
DISCLOSE AND DISTRIBUTE SOLELY TO EMPLOYEES OF CLICK! NETWORK AND ITS AFFILIATES HAVING A NEED TO KNOW

TACOMA POWER
TACOMA PUBLIC UTILITIES

DESIGN
SUBMITTED
SUPERVISING ENGINEER
APPROVED
APPROVING ENGINEER
DATE
NO SCALE
SCALE
MAP NUMBER
SE09



COUNT	SYMBOL	ANCHORING SYMBOLS
		GUY
		SIDEWALK GUY
		NEED GUY
		NEED SIDEWALK GUY
		OVERHEAD GUY
		POLE-TO-POLE GUY
		ROCK GUY
		BUILDING GUY
		PUSH POLE

COUNT	SYMBOL	UNDERGROUND SYMBOLS
		SMALL PEDESTAL
		MEDIUM PEDESTAL
		LARGE PEDESTAL
		NODE PEDESTAL
		SMALL FLUSH MOUNT VAULT
		MEDIUM FLUSH MOUNT VAULT
		LARGE FLUSH MOUNT VAULT
		LARGE CONCRETE VAULT
		MDU LOCK BOX

COUNT	SYMBOL	POLE SYMBOLS
		POWER POLE
		POWER POLE w/ TRANSFORMER
		JOINT POLE
		JOINT POLE w/ TRANSFORMER
		TELCO POLE
		OTHER POLE
		CATV POLE
		RISER
		TOTAL POLES

SYMBOL	MAP SYMBOLS
LD-185'	AERIAL LONG DROP & LENGTH
LD	UNDERGROUND LONG DROP
	AERIAL HOUSE DROP
	UNDERGROUND DROP FROM POLE

CABLE SYMBOLS	
COAXIAL CABLE	STRAND
CAN-WE-SERVE	0.75" CONDUIT
FIBER OPTIC CABLE	1.25" CONDUIT
NODE BOUNDARY	2.0" CONDUIT
NODE LEG BOUNDARY	2.5" CONDUIT
TERMINATED CABLE	4.0" CONDUIT
SPARE CABLE	
COAXIAL SPLICE	
POWER BLOCK	

SYMBOL	DESIGN SYMBOLS
	HUB
	HEADEND
	OPTICAL RECEIVER
	FIBER SPLICE
200	FIBER STORAGE
	2 PORT TAP
	4 PORT TAP
	8 PORT TAP
	TELEPHONE TAP
HT	HOT TAP
*	INDICATES TAP VALUE

SYMBOL	DESIGN SYMBOLS
	.715 TO F
	CHASSIS TO F
	STANDBY POWER SUPPLY
	POWER INSERTER
	DIST. MINI-BRIDGER
	LINE EXTENDER
	DIRECTIONAL COUPLER
2	TWO WAY SPLITTER
3	THREE WAY SPLITTER

COUNT	SYMBOL	UNITS PASSED
	H	TOTAL HOMES
	C	TOTAL COMMERCIALS
	U	TOTAL MDUs
	I	TOTAL INSTITUTIONS

NOTES:

- C — CLEARANCE ISSUES
- E — EASEMENT ISSUES
- P — POLE CHANGE OUT
- V — VACANT
- NP — NO POTENTIAL
- NB — NOT BUILDABLE

PLANT STATISTICS			
0.75" CONDUIT FOOTAGE		AERIAL FOOTAGE	
1.25" CONDUIT FOOTAGE		CAN-WE-SERVE FOOTAGE	
2" CONDUIT FOOTAGE			
2.5" CONDUIT FOOTAGE			
4" CONDUIT FOOTAGE			
UNDERGROUND FOOTAGE			
COAX FOOTAGE		ACBS TOTAL	
PLANT MILES		ACBC TOTAL	
FIBER FOOTAGE		HOUSE COUNT	

N

CONFIDENTIAL
DISCLOSE AND DISTRIBUTE SOLELY TO EMPLOYEES OF CLICK! NETWORK AND ITS AFFILIATES HAVING A NEED TO KNOW

TACOMA POWER
TACOMA PUBLIC UTILITIES

DESIGN	
SUBMITTED	
DATE	SCALE: NO SCALE
SUPERVISING ENGINEER	MAP NUMBER
APPROVED	SE10
APPROVING ENGINEER	



COUNT	SYMBOL	ANCHORING SYMBOLS
		GUY
		SIDEWALK GUY
		NEED GUY
		NEED SIDEWALK GUY
		OVERHEAD GUY
		POLE-TO-POLE GUY
		ROCK GUY
		BUILDING GUY
		PUSH POLE

COUNT	SYMBOL	UNDERGROUND SYMBOLS
		SMALL PEDESTAL
		MEDIUM PEDESTAL
		LARGE PEDESTAL
		NODE PEDESTAL
		SMALL FLUSH MOUNT VAULT
		MEDIUM FLUSH MOUNT VAULT
		LARGE FLUSH MOUNT VAULT
		LARGE CONCRETE VAULT
		MDU LOCK BOX

COUNT	SYMBOL	POLE SYMBOLS
		POWER POLE
		POWER POLE w/ TRANSFORMER
		JOINT POLE
		JOINT POLE w/ TRANSFORMER
		TELCO POLE
		OTHER POLE
		CATV POLE
		RISER
		TOTAL POLES

SYMBOL	MAP SYMBOLS
LD:185'	AERIAL LONG DROP & LENGTH
LD	UNDERGROUND LONG DROP
	AERIAL HOUSE DROP
	UNDERGROUND DROP FROM POLE

CABLE SYMBOLS		
COAXIAL CABLE		STRAND
CAN-WE-SERVE		0.75" CONDUIT
FIBER OPTIC CABLE		1.25" CONDUIT
NODE BOUNDARY		2.0" CONDUIT
NODE LEG BOUNDARY		2.5" CONDUIT
TERMINATED CABLE		4.0" CONDUIT
SPARE CABLE		
COAXIAL SPLICE		
POWER BLOCK		

SYMBOL	DESIGN SYMBOLS
	HUB
	HEADEND
OPT REC	OPTICAL RECEIVER
	FIBER SPLICE
200	FIBER STORAGE
	2 PORT TAP
	4 PORT TAP
	8 PORT TAP
	TELEPHONE TAP
HT	HOT TAP
*	INDICATES TAP VALUE

SYMBOL	DESIGN SYMBOLS
	.715 TO F
	CHASSIS TO F
STBY PWR	STANDBY POWER SUPPLY
PI	POWER INSERTER
	DIST. MINI-BRIDGER
	LINE EXTENDER
	DIRECTIONAL COUPLER
	TWO WAY SPLITTER
	THREE WAY SPLITTER

COUNT	SYMBOL	UNITS PASSED
	H	TOTAL HOMES
	C	TOTAL COMMERCIALS
	D	TOTAL MDUs
	I	TOTAL INSTITUTIONS

NOTES:

C) CLEARANCE ISSUES
E) EASEMENT ISSUES
P) POLE CHANGE OUT
V) VACANT
NP) NO POTENTIAL
NB) NOT BUILDABLE

PLANT STATISTICS			
0.75" CONDUIT FOOTAGE		AERIAL FOOTAGE	
1.25" CONDUIT FOOTAGE		CAN-WE-SERVE FOOTAGE	
2" CONDUIT FOOTAGE			
2.5" CONDUIT FOOTAGE			
4" CONDUIT FOOTAGE			
UNDERGROUND FOOTAGE			
COAX FOOTAGE		ACBS TOTAL	
PLANT MILES		ACBC TOTAL	
FIBER FOOTAGE		HOUSE COUNT	

N

CONFIDENTIAL
DISCLOSE AND DISTRIBUTE SOLELY TO EMPLOYEES OF CLICK! NETWORK AND ITS AFFILIATES HAVING A NEED TO KNOW

TACOMA POWER
TACOMA PUBLIC UTILITIES

DESIGN
SUBMITTED
SUPERVISING ENGINEER
APPROVED
APPROVING ENGINEER
DATE
NO SCALE
SCALE
MAP NUMBER
SE11



COUNT	SYMBOL	ANCHORING SYMBOLS
		GUY
		SIDEWALK GUY
		NEED GUY
		NEED SIDEWALK GUY
		OVERHEAD GUY
		POLE-TO-POLE GUY
		ROCK GUY
		BUILDING GUY
		PUSH POLE

COUNT	SYMBOL	UNDERGROUND SYMBOLS
		SMALL PEDESTAL
		MEDIUM PEDESTAL
		LARGE PEDESTAL
		NODE PEDESTAL
		SMALL FLUSH MOUNT VAULT
		MEDIUM FLUSH MOUNT VAULT
		LARGE FLUSH MOUNT VAULT
		LARGE CONCRETE VAULT
		MDU LOCK BOX

COUNT	SYMBOL	POLE SYMBOLS
		POWER POLE
		POWER POLE w/ TRANSFORMER
		JOINT POLE
		JOINT POLE w/ TRANSFORMER
		TELCO POLE
		OTHER POLE
		CATV POLE
		RISER
		TOTAL POLES

SYMBOL	MAP SYMBOLS
LD:185'	AERIAL LONG DROP & LENGTH
LD	UNDERGROUND LONG DROP
	AERIAL HOUSE DROP
	UNDERGROUND DROP FROM POLE

CABLE SYMBOLS			
COAXIAL CABLE		STRAND	
CAN-WE-SERVE		0.75" CONDUIT	
FIBER OPTIC CABLE		1.25" CONDUIT	
NODE BOUNDARY		2.0" CONDUIT	
NODE LEG BOUNDARY		2.5" CONDUIT	
TERMINATED CABLE		4.0" CONDUIT	
SPARE CABLE		DIRECTIONAL COUPLER	
COAXIAL SPLICE		TWO WAY SPLITTER	
POWER BLOCK		THREE WAY SPLITTER	

SYMBOL	DESIGN SYMBOLS
	HUB
	HEADEND
OPT	OPTICAL RECEIVER
	FIBER SPLICE
200	FIBER STORAGE
	2 PORT TAP
	4 PORT TAP
	8 PORT TAP
	TELEPHONE TAP
HT	HOT TAP
*	INDICATES TAP VALUE

SYMBOL	DESIGN SYMBOLS
	.715 TO F
	CHASSIS TO F
SPS	STANDBY POWER SUPPLY
	POWER INSERTER
	DIST. MINI-BRIDGER
	LINE EXTENDER
	DIRECTIONAL COUPLER
	TWO WAY SPLITTER
	THREE WAY SPLITTER

COUNT	SYMBOL	UNITS PASSED
	3	TOTAL HOMES
	4	TOTAL COMMERCIALS
	84	TOTAL MDUs
	4	TOTAL INSTITUTIONS

NOTES:

C	CLEARANCE ISSUES	V	VACANT
E	EASEMENT ISSUES	NP	NO POTENTIAL
P	POLE CHANGE OUT	NB	NOT BUILDABLE

PLANT STATISTICS			
0.75" CONDUIT FOOTAGE		AERIAL FOOTAGE	
1.25" CONDUIT FOOTAGE		CAN-WE-SERVE FOOTAGE	
2" CONDUIT FOOTAGE			
2.5" CONDUIT FOOTAGE			
4" CONDUIT FOOTAGE			
UNDERGROUND FOOTAGE			
COAX FOOTAGE		ACBS TOTAL	
PLANT MILES		ACBC TOTAL	
FIBER FOOTAGE		HOUSE COUNT	

N

CONFIDENTIAL
DISCLOSE AND DISTRIBUTE SOLELY TO EMPLOYEES OF CLICK! NETWORK AND ITS AFFILIATES HAVING A NEED TO KNOW

TACOMA POWER
TACOMA PUBLIC UTILITIES

DESIGN
SUBMITTED
SUPERVISING ENGINEER
APPROVED
APPROVING ENGINEER
DATE
NO SCALE
SCALE
MAP NUMBER
SE12



COUNT	SYMBOL	ANCHORING SYMBOLS
		GUY
		SIDEWALK GUY
		NEED GUY
		NEED SIDEWALK GUY
	//	OVERHEAD GUY
	>	POLE-TO-POLE GUY
		ROCK GUY
		BUILDING GUY
	+	PUSH POLE

COUNT	SYMBOL	UNDERGROUND SYMBOLS
		SMALL PEDESTAL
		MEDIUM PEDESTAL
		LARGE PEDESTAL
		NODE PEDESTAL
		SMALL FLUSH MOUNT VAULT
		MEDIUM FLUSH MOUNT VAULT
		LARGE FLUSH MOUNT VAULT
	V	LARGE CONCRETE VAULT
		MDU LOCK BOX

COUNT	SYMBOL	POLE SYMBOLS
		POWER POLE
		POWER POLE w/ TRANSFORMER
		JOINT POLE
		JOINT POLE w/ TRANSFORMER
		TELCO POLE
	S	OTHER POLE
		CATV POLE
	R	RISER
		TOTAL POLES

SYMBOL	MAP SYMBOLS
LD-185'	AERIAL LONG DROP & LENGTH
LD	UNDERGROUND LONG DROP
	AERIAL HOUSE DROP
	UNDERGROUND DROP FROM POLE

CABLE SYMBOLS			
COAXIAL CABLE		STRAND	
CAN-WE-SERVE		0.75" CONDUIT	
FIBER OPTIC CABLE		1.25" CONDUIT	
NODE BOUNDARY		2.0" CONDUIT	
NODE LEG BOUNDARY		2.5" CONDUIT	
TERMINATED CABLE		4.0" CONDUIT	
SPARE CABLE			
COAXIAL SPLICE			
POWER BLOCK			

SYMBOL	DESIGN SYMBOLS
HUB	
HEADEND	
OPTICAL RECEIVER	
FIBER SPLICE	
200	FIBER STORAGE
	2 PORT TAP
	4 PORT TAP
	8 PORT TAP
	TELEPHONE TAP
HT	HOT TAP
*	INDICATES TAP VALUE

SYMBOL	DESIGN SYMBOLS
	.715 TO F
	CHASSIS TO F
	STANDBY POWER SUPPLY
	POWER INSERTER
	DIST. MINI-BRIDGER
	LINE EXTENDER
	DIRECTIONAL COUPLER
	TWO WAY SPLITTER
	THREE WAY SPLITTER

COUNT	SYMBOL	UNITS PASSED
		TOTAL HOMES
		TOTAL COMMERCIALS
		TOTAL MDUs
		TOTAL INSTITUTIONS

NOTES:

- C — CLEARANCE ISSUES
- V — VACANT
- E — EASEMENT ISSUES
- NP — NO POTENTIAL
- P — POLE CHANGE OUT
- NB — NOT BUILDABLE

PLANT STATISTICS			
0.75" CONDUIT FOOTAGE		AERIAL FOOTAGE	
1.25" CONDUIT FOOTAGE		CAN-WE-SERVE FOOTAGE	
2" CONDUIT FOOTAGE			
2.5" CONDUIT FOOTAGE			
4" CONDUIT FOOTAGE			
UNDERGROUND FOOTAGE			
COAX FOOTAGE		ACBS TOTAL	
PLANT MILES		ACBC TOTAL	
FIBER FOOTAGE		HOUSE COUNT	

N

CONFIDENTIAL
DISCLOSE AND DISTRIBUTE SOLELY TO EMPLOYEES OF CLICK! NETWORK AND ITS AFFILIATES HAVING A NEED TO KNOW

TACOMA POWER
TACOMA PUBLIC UTILITIES

DESIGN
SUBMITTED
DATE
NO SCALE
SCALE
SUPERVISING ENGINEER
APPROVED
MAP NUMBER
SE13
APPROVING ENGINEER



COUNT	SYMBOL	ANCHORING SYMBOLS
		GUY
		SIDEWALK GUY
		NEED GUY
		NEED SIDEWALK GUY
		OVERHEAD GUY
		POLE-TO-POLE GUY
		ROCK GUY
		BUILDING GUY
		PUSH POLE

COUNT	SYMBOL	UNDERGROUND SYMBOLS
		SMALL PEDESTAL
		MEDIUM PEDESTAL
		LARGE PEDESTAL
		NODE PEDESTAL
		SMALL FLUSH MOUNT VAULT
		MEDIUM FLUSH MOUNT VAULT
		LARGE FLUSH MOUNT VAULT
		LARGE CONCRETE VAULT
		MDU LOCK BOX

COUNT	SYMBOL	POLE SYMBOLS
		POWER POLE
		POWER POLE w/ TRANSFORMER
		JOINT POLE
		JOINT POLE w/ TRANSFORMER
		TELCO POLE
		OTHER POLE
		CATV POLE
		RISER
		TOTAL POLES

SYMBOL	MAP SYMBOLS
LD:185'	AERIAL LONG DROP & LENGTH
LD	UNDERGROUND LONG DROP
	AERIAL HOUSE DROP
	UNDERGROUND DROP FROM POLE

CABLE SYMBOLS	
COAXIAL CABLE	STRAND
CAN-WE-SERVE	0.75" CONDUIT
FIBER OPTIC CABLE	1.25" CONDUIT
NODE BOUNDARY	2.0" CONDUIT
NODE LEG BOUNDARY	2.5" CONDUIT
TERMINATED CABLE	4.0" CONDUIT
SPARE CABLE	
COAXIAL SPLICE	
POWER BLOCK	

SYMBOL	DESIGN SYMBOLS
	HUB
	HEADEND
	OPTICAL RECEIVER
	FIBER SPLICE
	FIBER STORAGE
	2 PORT TAP
	4 PORT TAP
	8 PORT TAP
	TELEPHONE TAP
HT	HOT TAP
*	INDICATES TAP VALUE

SYMBOL	DESIGN SYMBOLS
	.715 TO F
	CHASSIS TO F
	STANDBY POWER SUPPLY
	POWER INSERTER
	DIST. MINI-BRIDGER
	LINE EXTENDER
	DIRECTIONAL COUPLER
	TWO WAY SPLITTER
	THREE WAY SPLITTER

COUNT	SYMBOL	UNITS PASSED
	H	TOTAL HOMES
	C	TOTAL COMMERCIALS
	MDU	TOTAL MDUs
	I	TOTAL INSTITUTIONS

NOTES:

- (C) CLEARANCE ISSUES
- (E) EASEMENT ISSUES
- (P) POLE CHANGE OUT
- (V) VACANT
- (NP) NO POTENTIAL
- (NB) NOT BUILDABLE

PLANT STATISTICS			
0.75" CONDUIT FOOTAGE		AERIAL FOOTAGE	
1.25" CONDUIT FOOTAGE		CAN-WE-SERVE FOOTAGE	
2" CONDUIT FOOTAGE			
2.5" CONDUIT FOOTAGE			
4" CONDUIT FOOTAGE			
UNDERGROUND FOOTAGE			
COAX FOOTAGE		ACBS TOTAL	
PLANT MILES		ACBC TOTAL	
FIBER FOOTAGE		HOUSE COUNT	

N

CONFIDENTIAL
DISCLOSE AND DISTRIBUTE SOLELY TO EMPLOYEES OF CLICK! NETWORK AND ITS AFFILIATES HAVING A NEED TO KNOW

TACOMA POWER
TACOMA PUBLIC UTILITIES

DESIGN
SUBMITTED
DATE
SCALE: NO SCALE
SUPERVISING ENGINEER
MAP NUMBER
APPROVED
APPROVING ENGINEER

SE14



COUNT	SYMBOL	ANCHORING SYMBOLS
		GUY
		SIDEWALK GUY
		NEED GUY
		NEED SIDEWALK GUY
		OVERHEAD GUY
		POLE-TO-POLE GUY
		ROCK GUY
		BUILDING GUY
		PUSH POLE

COUNT	SYMBOL	UNDERGROUND SYMBOLS
		SMALL PEDESTAL
		MEDIUM PEDESTAL
		LARGE PEDESTAL
		NODE PEDESTAL
		SMALL FLUSH MOUNT VAULT
		MEDIUM FLUSH MOUNT VAULT
		LARGE FLUSH MOUNT VAULT
		LARGE CONCRETE VAULT
		MDU LOCK BOX

COUNT	SYMBOL	POLE SYMBOLS
		POWER POLE
		POWER POLE w/ TRANSFORMER
		JOINT POLE
		JOINT POLE w/ TRANSFORMER
		TELCO POLE
		OTHER POLE
		CATV POLE
		RISER
		TOTAL POLES

SYMBOL	MAP SYMBOLS
LD-185'	AERIAL LONG DROP & LENGTH
LD	UNDERGROUND LONG DROP
	AERIAL HOUSE DROP
	UNDERGROUND DROP FROM POLE

CABLE SYMBOLS	
COAXIAL CABLE	STRAND
CAN-WE-SERVE	0.75" CONDUIT
FIBER OPTIC CABLE	1.25" CONDUIT
NODE BOUNDARY	2.0" CONDUIT
NODE LEG BOUNDARY	2.5" CONDUIT
TERMINATED CABLE	4.0" CONDUIT
SPARE CABLE	
COAXIAL SPLICE	
POWER BLOCK	

SYMBOL	DESIGN SYMBOLS
	HUB
	HEADEND
	OPTICAL RECEIVER
	FIBER SPLICE
200	FIBER STORAGE
	2 PORT TAP
	4 PORT TAP
	8 PORT TAP
	TELEPHONE TAP
HT	HOT TAP
*	INDICATES TAP VALUE

SYMBOL	DESIGN SYMBOLS
	.75 TO F
	CHASSIS TO F
	STANDBY POWER SUPPLY
	POWER INSERTER
	DIST. MIN-BRIDGER
	LINE EXTENDER
	DIRECTIONAL COUPLER
	TWO WAY SPLITTER
	THREE WAY SPLITTER

NOTES:
- C — CLEARANCE ISSUES
- E — EASEMENT ISSUES
- P — POLE CHANGE OUT
- V — VACANT
- NP — NO POTENTIAL
- NB — NOT BUILDABLE

COUNT	SYMBOL	UNITS PASSED
		TOTAL HOMES
		TOTAL COMMERCIALS
		TOTAL MDUs
		TOTAL INSTITUTIONS

PLANT STATISTICS			
0.75" CONDUIT FOOTAGE		AERIAL FOOTAGE	
1.25" CONDUIT FOOTAGE		CAN-WE-SERVE FOOTAGE	
2" CONDUIT FOOTAGE			
2.5" CONDUIT FOOTAGE			
4" CONDUIT FOOTAGE			
UNDERGROUND FOOTAGE			
COAX FOOTAGE		ACBS TOTAL	
PLANT MILES		ACBC TOTAL	
FIBER FOOTAGE		HOUSE COUNT	

N

CONFIDENTIAL
DISCLOSE AND DISTRIBUTE SOLELY TO EMPLOYEES OF CLICK! NETWORK AND ITS AFFILIATES HAVING A NEED TO KNOW

TACOMA POWER
TACOMA PUBLIC UTILITIES

DESIGN
SUBMITTED
SUPERVISING ENGINEER
APPROVED
APPROVING ENGINEER
DATE
NO SCALE
SCALE
MAP NUMBER
SE15

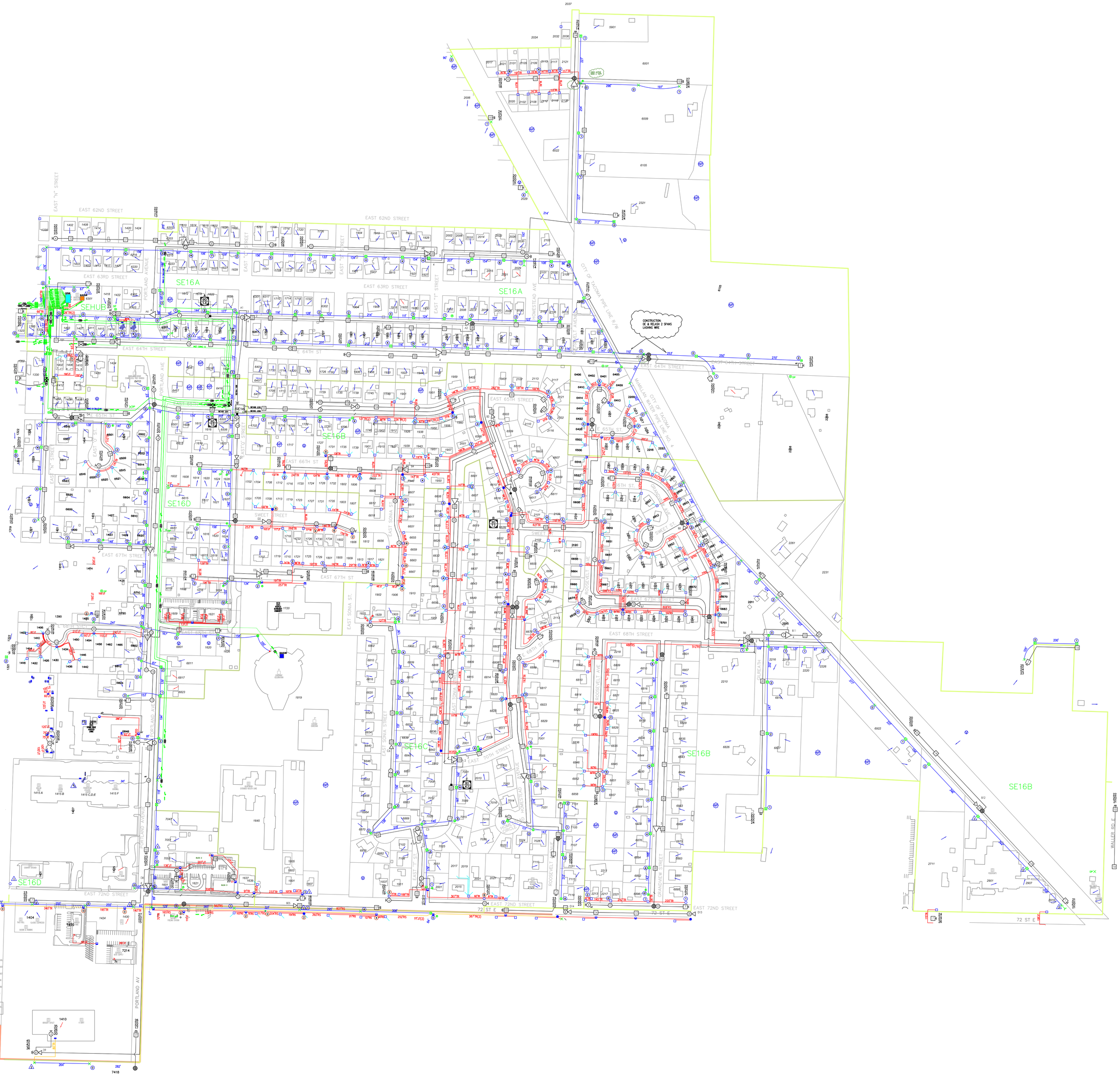

COUNT	SYMBOL	ANCHORING SYMBOLS
		GUY
		SIDEWALK GUY
		NEED GUY
		NEED SIDEWALK GUY
		OVERHEAD GUY
		POLE-TO-POLE GUY
		ROCK GUY
		BUILDING GUY
		PUSH POLE

COUNT	SYMBOL	UNDERGROUND SYMBOLS
		SMALL PEDESTAL
		MEDIUM PEDESTAL
		LARGE PEDESTAL
		NODE PEDESTAL
		SMALL FLUSH MOUNT VAULT
		TELCO POLE
		OTHER POLE
		LARGE FLUSH MOUNT VAULT
		CATV POLE
		LARGE CONCRETE VAULT
		MDU LOCK BOX

COUNT	SYMBOL	POLE SYMBOLS
		POWER POLE
		POWER POLE w/ TRANSFORMER
		JOINT POLE
		JOINT POLE w/ TRANSFORMER
		TELCO POLE
		OTHER POLE
		CATV POLE
		RISER
		TOTAL POLES

SYMBOL	MAP SYMBOLS
LD:185'	AERIAL LONG DROP & LENGTH
LD	UNDERGROUND LONG DROP
	AERIAL HOUSE DROP
	UNDERGROUND DROP FROM POLE

CABLE SYMBOLS			
COAXIAL CABLE		STRAND	
CAN-WE-SERVE		0.75" CONDUIT	
FIBER OPTIC CABLE		1.25" CONDUIT	
NODE BOUNDARY		2.0" CONDUIT	
NODE LEG BOUNDARY		2.5" CONDUIT	
TERMINATED CABLE		4.0" CONDUIT	
SPARE CABLE			
COAXIAL SPLICE			
POWER BLOCK			

SYMBOL	DESIGN SYMBOLS
	HUB
	HEADEND
	OPTICAL RECEIVER
	FIBER SPLICE
200	FIBER STORAGE
	2 PORT TAP
	4 PORT TAP
	8 PORT TAP
	TELEPHONE TAP
HT	HOT TAP
*	INDICATES TAP VALUE

SYMBOL	DESIGN SYMBOLS
	.715 TO F
	CHASSIS TO F
	STANDBY POWER SUPPLY
	POWER INSERTER
	DIST. MINI-BRIDGER
	LINE EXTENDER
	DIRECTIONAL COUPLER
	TWO WAY SPLITTER
	THREE WAY SPLITTER

COUNT	SYMBOL	UNITS PASSED
	S	TOTAL HOMES
	C	TOTAL COMMERCIALS
	M	TOTAL MDUs
	I	TOTAL INSTITUTIONS

NOTES:
- C: CLEARANCE ISSUES
- E: EASEMENT ISSUES
- P: POLE CHANGE OUT
- V: VACANT
- NP: NO POTENTIAL
- NB: NOT BUILDABLE

PLANT STATISTICS			
0.75" CONDUIT FOOTAGE		AERIAL FOOTAGE	
1.25" CONDUIT FOOTAGE		CAN-WE-SERVE FOOTAGE	
2.5" CONDUIT FOOTAGE			
2" CONDUIT FOOTAGE			
4" CONDUIT FOOTAGE			
UNDERGROUND FOOTAGE			
COAX FOOTAGE		ACBS TOTAL	
PLANT MILES		ACBC TOTAL	
FIBER FOOTAGE		HOUSE COUNT	

N

CONFIDENTIAL
DISCLOSE AND DISTRIBUTE SOLELY TO EMPLOYEES OF CLICK! NETWORK AND ITS AFFILIATES HAVING A NEED TO KNOW

TACOMA POWER
TACOMA PUBLIC UTILITIES

DESIGN
SUBMITTED
DATE
SUPERVISING ENGINEER
APPROVED
APPROVING ENGINEER
NO SCALE
SCALE
MAP NUMBER
SE16



COUNT	SYMBOL	ANCHORING SYMBOLS
		GUY
		SIDEWALK GUY
		NEED GUY
		NEED SIDEWALK GUY
		OVERHEAD GUY
		POLE-TO-POLE GUY
		ROCK GUY
		BUILDING GUY
		PUSH POLE

COUNT	SYMBOL	UNDERGROUND SYMBOLS
		SMALL PEDESTAL
		MEDIUM PEDESTAL
		LARGE PEDESTAL
		NODE PEDESTAL
		SMALL FLUSH MOUNT VAULT
		MEDIUM FLUSH MOUNT VAULT
		LARGE FLUSH MOUNT VAULT
		LARGE CONCRETE VAULT
		MDU LOCK BOX

COUNT	SYMBOL	POLE SYMBOLS
		POWER POLE
		POWER POLE w/ TRANSFORMER
		JOINT POLE
		JOINT POLE w/ TRANSFORMER
		TELCO POLE
		OTHER POLE
		CATV POLE
		RISER
		TOTAL POLES

SYMBOL	MAP SYMBOLS
LD-185'	AERIAL LONG DROP & LENGTH
LD	UNDERGROUND LONG DROP
	AERIAL HOUSE DROP
	UNDERGROUND DROP FROM POLE

CABLE SYMBOLS			
COAXIAL CABLE		STRAND	
CAN-WE-SERVE		0.75" CONDUIT	
FIBER OPTIC CABLE		1.25" CONDUIT	
NODE BOUNDARY		2.0" CONDUIT	
NODE LEG BOUNDARY		2.5" CONDUIT	
TERMINATED CABLE		4.0" CONDUIT	
SPARE CABLE			
COAXIAL SPLICE			
POWER BLOCK			

SYMBOL	DESIGN SYMBOLS
	HUB
	HEADEND
	OPTICAL RECEIVER
	FIBER SPLICE
200	FIBER STORAGE
	2 PORT TAP
	4 PORT TAP
	8 PORT TAP
	TELEPHONE TAP
HT	HOT TAP
*	INDICATES TAP VALUE

SYMBOL	DESIGN SYMBOLS
	.715 TO F
	CHASSIS TO F
	STANDBY POWER SUPPLY
	POWER INSERTER
	DIST. MINI-BRIDGER
	LINE EXTENDER
	DIRECTIONAL COUPLER
	TWO WAY SPLITTER
	THREE WAY SPLITTER

COUNT	SYMBOL	UNITS PASSED
		TOTAL HOMES
		TOTAL COMMERCIALS
		TOTAL MDUs
		TOTAL INSTITUTIONS

NOTES:

- C — CLEARANCE ISSUES
- E — EASEMENT ISSUES
- P — POLE CHANGE OUT
- V — VACANT
- NP — NO POTENTIAL
- NB — NOT BUILDABLE

PLANT STATISTICS			
0.75" CONDUIT FOOTAGE		AERIAL FOOTAGE	
1.25" CONDUIT FOOTAGE		CAN-WE-SERVE FOOTAGE	
2" CONDUIT FOOTAGE			
4" CONDUIT FOOTAGE			
2.5" CONDUIT FOOTAGE			
UNDERGROUND FOOTAGE			
COAX FOOTAGE		ACBS TOTAL	
PLANT MILES		ACBC TOTAL	
FIBER FOOTAGE		HOUSE COUNT	

N

CONFIDENTIAL
DISCLOSE AND DISTRIBUTE SOLELY TO EMPLOYEES OF CLICK! NETWORK AND ITS AFFILIATES HAVING A NEED TO KNOW

TACOMA POWER
TACOMA PUBLIC UTILITIES

DESIGN	
SUBMITTED	
DATE	NO SCALE
SCALE	
SUPERVISING ENGINEER	MAP NUMBER
APPROVED	SE17
APPROVING ENGINEER	



COUNT	SYMBOL	ANCHORING SYMBOLS
		GUY
		SIDEWALK GUY
		NEED GUY
		NEED SIDEWALK GUY
		OVERHEAD GUY
		POLE-TO-POLE GUY
		ROCK GUY
		BUILDING GUY
		PUSH POLE

COUNT	SYMBOL	UNDERGROUND SYMBOLS
		SMALL PEDESTAL
		MEDIUM PEDESTAL
		LARGE PEDESTAL
		NODE PEDESTAL
		SMALL FLUSH MOUNT VAULT
		MEDIUM FLUSH MOUNT VAULT
		LARGE FLUSH MOUNT VAULT
		LARGE CONCRETE VAULT
		MDU LOCK BOX

COUNT	SYMBOL	POLE SYMBOLS
		POWER POLE
		POWER POLE w/ TRANSFORMER
		JOINT POLE
		JOINT POLE w/ TRANSFORMER
		TELCO POLE
		OTHER POLE
		CATV POLE
		RISER
		TOTAL POLES

SYMBOL	MAP SYMBOLS
LD:185'	AERIAL LONG DROP & LENGTH
LD	UNDERGROUND LONG DROP
	AERIAL HOUSE DROP
	UNDERGROUND DROP FROM POLE

CABLE SYMBOLS			
COAXIAL CABLE		STRAND	
CAN-WE-SERVE		0.75" CONDUIT	
FIBER OPTIC CABLE		1.25" CONDUIT	
NODE BOUNDARY		2.0" CONDUIT	
NODE LEG BOUNDARY		2.5" CONDUIT	
TERMINATED CABLE		4.0" CONDUIT	
SPARE CABLE			
COAXIAL SPLICE			
POWER BLOCK			

SYMBOL	DESIGN SYMBOLS
	HUB
	HEADEND
	OPTICAL RECEIVER
	FIBER SPLICE
250	FIBER STORAGE
	2 PORT TAP
	4 PORT TAP
	8 PORT TAP
	TELEPHONE TAP
HT	HOT TAP
*	INDICATES TAP VALUE

SYMBOL	DESIGN SYMBOLS
	.715 TO F
	CHASSIS TO F
	STANDBY POWER SUPPLY
	POWER INSERTER
	LINE EXTENDER
	DIRECTIONAL COUPLER
	TWO WAY SPLITTER
	THREE WAY SPLITTER

NOTES:
- C — CLEARANCE ISSUES
- E — EASEMENT ISSUES
- P — POLE CHANGE OUT
- V — VACANT
- NP — NO POTENTIAL
- NB — NOT BUILDABLE

COUNT	SYMBOL	UNITS PASSED
		TOTAL HOMES
		TOTAL COMMERCIALS
		TOTAL MDUs
		TOTAL INSTITUTIONS

PLANT STATISTICS			
0.75" CONDUIT FOOTAGE		AERIAL FOOTAGE	
1.25" CONDUIT FOOTAGE		CAN-WE-SERVE FOOTAGE	
2" CONDUIT FOOTAGE			
2.5" CONDUIT FOOTAGE			
4" CONDUIT FOOTAGE			
UNDERGROUND FOOTAGE			
COAX FOOTAGE		ACBS TOTAL	
PLANT MILES		ACBC TOTAL	
FIBER FOOTAGE		HOUSE COUNT	

N

CONFIDENTIAL
DISCLOSE AND DISTRIBUTE SOLELY TO EMPLOYEES OF CLICK! NETWORK AND ITS AFFILIATES HAVING A NEED TO KNOW

TACOMA POWER
TACOMA PUBLIC UTILITIES

DESIGN	
SUBMITTED	
DATE	NO SCALE
SCALE	
SUPERVISING ENGINEER	MAP NUMBER
APPROVED	SE18
APPROVING ENGINEER	



COUNT	SYMBOL	ANCHORING SYMBOLS
		GUY
		SIDEWALK GUY
		NEED GUY
		NEED SIDEWALK GUY
		OVERHEAD GUY
		POLE-TO-POLE GUY
		ROCK GUY
		BUILDING GUY
		PUSH POLE

COUNT	SYMBOL	UNDERGROUND SYMBOLS
		SMALL PEDESTAL
		MEDIUM PEDESTAL
		LARGE PEDESTAL
		NODE PEDESTAL
		SMALL FLUSH MOUNT VAULT
		MEDIUM FLUSH MOUNT VAULT
		LARGE FLUSH MOUNT VAULT
		LARGE CONCRETE VAULT
		MDU LOCK BOX

COUNT	SYMBOL	POLE SYMBOLS
		POWER POLE
		POWER POLE w/ TRANSFORMER
		JOINT POLE
		JOINT POLE w/ TRANSFORMER
		TELCO POLE
		OTHER POLE
		CATV POLE
		RISER
		TOTAL POLES

SYMBOL	MAP SYMBOLS
LD.185'	AERIAL LONG DROP & LENGTH
LD	UNDERGROUND LONG DROP
	AERIAL HOUSE DROP
	UNDERGROUND DROP FROM POLE

CABLE SYMBOLS		SYMBOL	DESIGN SYMBOLS	SYMBOL	DESIGN SYMBOLS
COAXIAL CABLE	STRAND		HUB		.715 TO F
CAN-WE-SERVE	0.75" CONDUIT		HEADEND		CHASSIS TO F
FIBER OPTIC CABLE	1.25" CONDUIT		OPTICAL RECEIVER		STANDBY POWER SUPPLY
NODE BOUNDARY	2.0" CONDUIT		FIBER SPLICE		POWER INSERTER
NODE LEG BOUNDARY	2.5" CONDUIT		FIBER STORAGE		DIST. MINI-BRIDGER
TERMINATED CABLE	4.0" CONDUIT		2 PORT TAP		LINE EXTENDER
SPARE CABLE			4 PORT TAP		DIRECTIONAL COUPLER
COAXIAL SPLICE			8 PORT TAP		TWO WAY SPLITTER
POWER BLOCK			TELEPHONE TAP		THREE WAY SPLITTER
			HOT TAP		
			INDICATES TAP VALUE		

COUNT	SYMBOL	UNITS PASSED
		TOTAL HOMES
		TOTAL COMMERCIALS
		TOTAL MDUs
		TOTAL INSTITUTIONS

NOTES:
- C — CLEARANCE ISSUES
- E — EASEMENT ISSUES
- P — POLE CHANGE OUT
- V — VACANT
- NP — NO POTENTIAL
- NB — NOT BUILDABLE

PLANT STATISTICS			
0.75" CONDUIT FOOTAGE		AERIAL FOOTAGE	
1.25" CONDUIT FOOTAGE		CAN-WE-SERVE FOOTAGE	
2" CONDUIT FOOTAGE			
4" CONDUIT FOOTAGE			
UNDERGROUND FOOTAGE			
COAX FOOTAGE		ACBS TOTAL	
PLANT MILES		ACBC TOTAL	
FIBER FOOTAGE		HOUSE COUNT	

N

CONFIDENTIAL
DISCLOSE AND DISTRIBUTE SOLELY TO EMPLOYEES OF CLICK! NETWORK AND ITS AFFILIATES HAVING A NEED TO KNOW

TACOMA POWER
TACOMA PUBLIC UTILITIES

DESIGN	
SUBMITTED	
DATE	SCALE: NO SCALE
SUPERVISING ENGINEER	MAP NUMBER: SE19
APPROVED	
APPROVING ENGINEER	

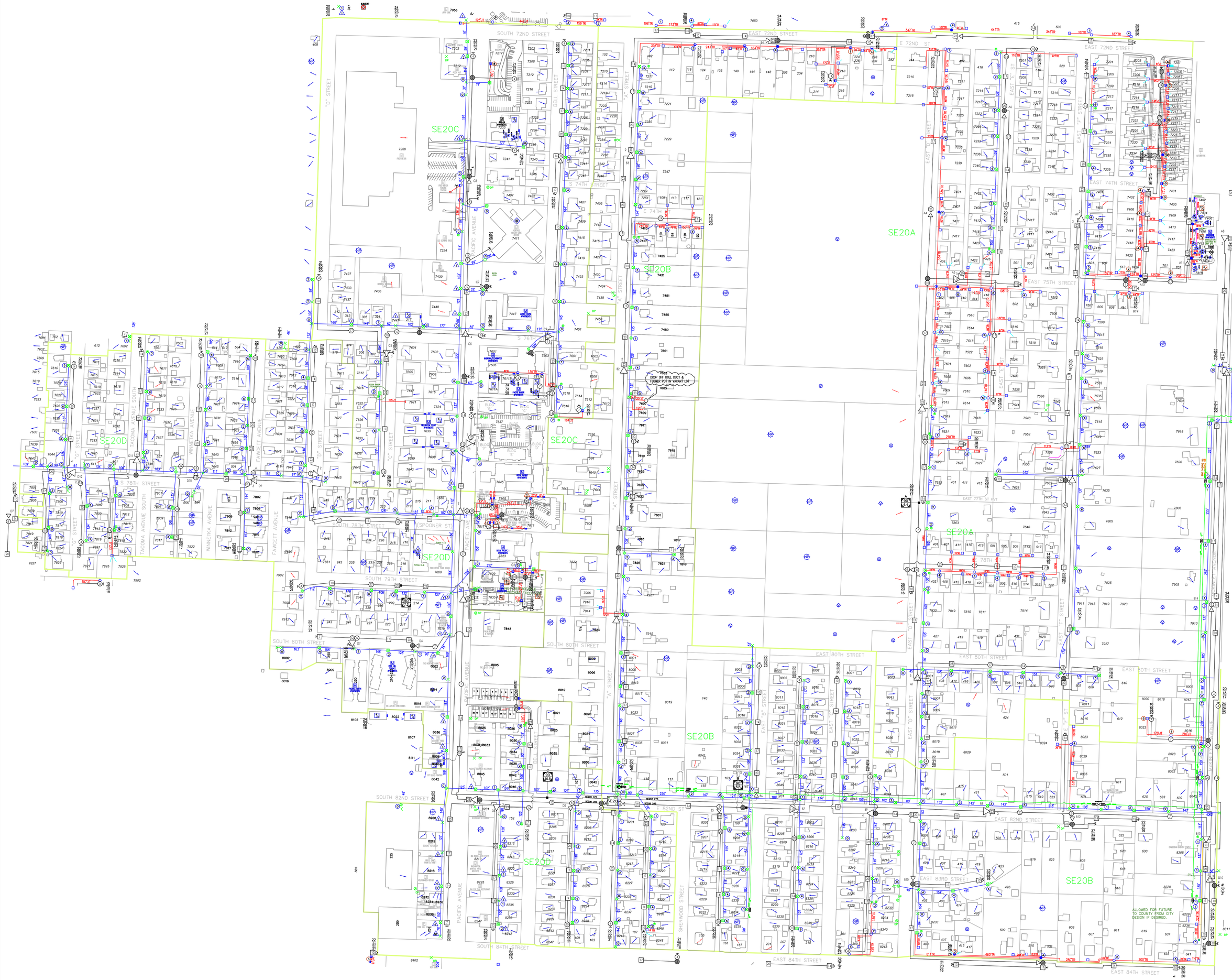

COUNT	SYMBOL	ANCHORING SYMBOLS
		GUY
		SIDEWALK GUY
		NEED GUY
		NEED SIDEWALK GUY
		OVERHEAD GUY
		POLE-TO-POLE GUY
		ROCK GUY
		BUILDING GUY
		PUSH POLE

COUNT	SYMBOL	UNDERGROUND SYMBOLS
		SMALL PEDESTAL
		MEDIUM PEDESTAL
		LARGE PEDESTAL
		NODE PEDESTAL
		SMALL FLUSH MOUNT VAULT
		MEDIUM FLUSH MOUNT VAULT
		LARGE FLUSH MOUNT VAULT
		LARGE CONCRETE VAULT
		MDU LOCK BOX

COUNT	SYMBOL	POLE SYMBOLS
		POWER POLE
		POWER POLE w/ TRANSFORMER
		JOINT POLE
		JOINT POLE w/ TRANSFORMER
		TELCO POLE
		OTHER POLE
		CATV POLE
		RISER
		TOTAL POLES

SYMBOL	MAP SYMBOLS
LD 185'	AERIAL LONG DROP & LENGTH
LD	UNDERGROUND LONG DROP
	AERIAL HOUSE DROP
	UNDERGROUND DROP FROM POLE

CABLE SYMBOLS		
COAXIAL CABLE		STRAND
CAN-WE-SERVE		0.75" CONDUIT
FIBER OPTIC CABLE		1.25" CONDUIT
NODE BOUNDARY		2.0" CONDUIT
NODE LEG BOUNDARY		2.5" CONDUIT
TERMINATED CABLE		4.0" CONDUIT
SPARE CABLE		
COAXIAL SPLICE		
POWER BLOCK		

SYMBOL	DESIGN SYMBOLS
	HUB
	HEADEND
OPTICAL RECEIVER	OPTICAL RECEIVER
	FIBER SPLICE
250	FIBER STORAGE
	2 PORT TAP
	4 PORT TAP
	8 PORT TAP
	TELEPHONE TAP
HOT	HOT TAP
	INDICATES TAP VALUE

SYMBOL	DESIGN SYMBOLS
	.715 TO F
	CHASSIS TO F
	STANDBY POWER SUPPLY
	POWER INSERTER
	DIST. MINI-BRIDGER
	LINE EXTENDER
	DIRECTIONAL COUPLER
	TWO WAY SPLITTER
	THREE WAY SPLITTER

NOTES:
- (C) CLEARANCE ISSUES
- (E) EASEMENT ISSUES
- (P) POLE CHANGE OUT
- (V) VACANT
- (NP) NO POTENTIAL
- (NB) NOT BUILDABLE

COUNT	SYMBOL	UNITS PASSED
		TOTAL HOMES
		TOTAL COMMERCIALS
		TOTAL MDUs
		TOTAL INSTITUTIONS

PLANT STATISTICS			
0.75" CONDUIT FOOTAGE		AERIAL FOOTAGE	
1.25" CONDUIT FOOTAGE		CAN-WE-SERVE FOOTAGE	
2" CONDUIT FOOTAGE			
2.5" CONDUIT FOOTAGE			
4" CONDUIT FOOTAGE			
UNDERGROUND FOOTAGE			
COAX FOOTAGE		ACBS TOTAL	
PLANT MILES		ACBC TOTAL	
FIBER FOOTAGE		HOUSE COUNT	

N

CONFIDENTIAL
DISCLOSE AND DISTRIBUTE SOLELY TO EMPLOYEES OF CLICK! NETWORK AND ITS AFFILIATES HAVING A NEED TO KNOW

TACOMA POWER
TACOMA PUBLIC UTILITIES

DESIGN	
SUBMITTED	
DATE	NO SCALE
SUPERVISING ENGINEER	SCALE
APPROVED	MAP NUMBER
APPROVING ENGINEER	SE20



COUNT	SYMBOL	ANCHORING SYMBOLS
		GUY
		SIDEWALK GUY
		NEED GUY
		NEED SIDEWALK GUY
		OVERHEAD GUY
		POLE-TO-POLE GUY
		ROCK GUY
		BUILDING GUY
		PUSH POLE

COUNT	SYMBOL	UNDERGROUND SYMBOLS
		SMALL PEDESTAL
		MEDIUM PEDESTAL
		LARGE PEDESTAL
		NODE PEDESTAL
		SMALL FLUSH MOUNT VAULT
		MEDIUM FLUSH MOUNT VAULT
		LARGE FLUSH MOUNT VAULT
		LARGE CONCRETE VAULT
		MDU LOCK BOX

COUNT	SYMBOL	POLE SYMBOLS
		POWER POLE
		POWER POLE w/ TRANSFORMER
		JOINT POLE
		JOINT POLE w/ TRANSFORMER
		TELCO POLE
		OTHER POLE
		CATV POLE
		RISER
6		TOTAL POLES

SYMBOL	MAP SYMBOLS
LD:185'	AERIAL LONG DROP & LENGTH
LD	UNDERGROUND LONG DROP
	AERIAL HOUSE DROP
	UNDERGROUND DROP FROM POLE

CABLE SYMBOLS			
COAXIAL CABLE		STRAND	
FIBER OPTIC CABLE		1.25" CONDUIT	
NODE BOUNDARY		2.0" CONDUIT	
NODE LEG BOUNDARY		2.5" CONDUIT	
TERMINATED CABLE		4.0" CONDUIT	
SPARE CABLE			
COAXIAL SPLICE			
POWER BLOCK			

SYMBOL	DESIGN SYMBOLS
	HUB
	HEADEND
OPTICAL RECEIVER	OPTICAL RECEIVER
	FIBER SPLICE
.200	FIBER STORAGE
	2 PORT TAP
	4 PORT TAP
	8 PORT TAP
	TELEPHONE TAP
HT	HOT TAP
*	INDICATES TAP VALUE

SYMBOL	DESIGN SYMBOLS
	.715 TO F
	CHASSIS TO F
	STANDBY POWER SUPPLY
	POWER INSERTER
	DIST. MINI-BRIDGER
	LINE EXTENDER
	DIRECTIONAL COUPLER
	TWO WAY SPLITTER
	THREE WAY SPLITTER

COUNT	SYMBOL	UNITS PASSED
3		TOTAL HOMES
		TOTAL COMMERCIALS
		TOTAL MDUs
		TOTAL INSTITUTIONS

NOTES:
- C — CLEARANCE ISSUES
- E — EASEMENT ISSUES
- P — POLE CHANGE OUT
- V — VACANT
- NP — NO POTENTIAL
- NB — NOT BUILDABLE

PLANT STATISTICS			
0.75" CONDUIT FOOTAGE		AERIAL FOOTAGE	
1.25" CONDUIT FOOTAGE		CAN-WE-SERVE FOOTAGE	
2" CONDUIT FOOTAGE			
2.5" CONDUIT FOOTAGE			
4" CONDUIT FOOTAGE			
UNDERGROUND FOOTAGE			
COAX FOOTAGE		ACBS TOTAL	
PLANT MILES		ACBC TOTAL	
FIBER FOOTAGE		HOUSE COUNT	

N

CONFIDENTIAL
DISCLOSE AND DISTRIBUTE SOLELY TO EMPLOYEES OF CLICK! NETWORK AND ITS AFFILIATES HAVING A NEED TO KNOW

TACOMA POWER
TACOMA PUBLIC UTILITIES

DESIGN
SUBMITTED
DATE
SCALE NO SCALE
SUPERVISING ENGINEER
APPROVED
MAP NUMBER SE22
APPROVING ENGINEER

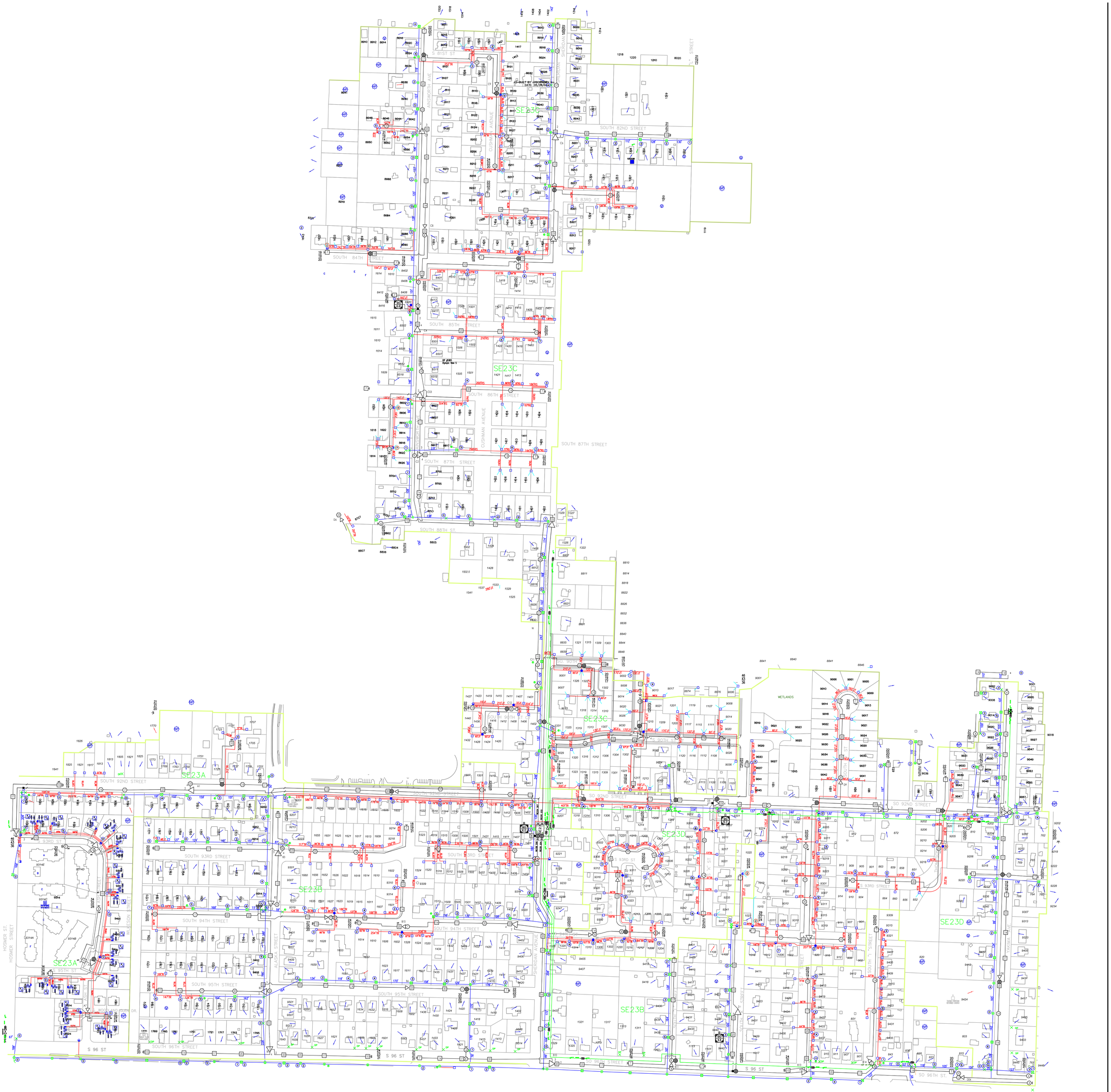

COUNT	SYMBOL	ANCHORING SYMBOLS
		GUY
		SIDEWALK GUY
		NEED GUY
		NEED SIDEWALK GUY
		OVERHEAD GUY
		POLE-TO-POLE GUY
		ROCK GUY
		BUILDING GUY
		PUSH POLE

COUNT	SYMBOL	UNDERGROUND SYMBOLS
		SMALL PEDESTAL
		MEDIUM PEDESTAL
		LARGE PEDESTAL
		NODE PEDESTAL
		SMALL FLUSH MOUNT VAULT
		MEDIUM FLUSH MOUNT VAULT
		LARGE FLUSH MOUNT VAULT
		LARGE CONCRETE VAULT
		MDU LOCK BOX

COUNT	SYMBOL	POLE SYMBOLS
		POWER POLE
		POWER POLE w/ TRANSFORMER
		JOINT POLE
		JOINT POLE w/ TRANSFORMER
		TELCO POLE
		OTHER POLE
		CATV POLE
		RISER
		TOTAL POLES

SYMBOL	MAP SYMBOLS
LD:185'	AERIAL LONG DROP & LENGTH
LD	UNDERGROUND LONG DROP
	AERIAL HOUSE DROP
	UNDERGROUND DROP FROM POLE

CABLE SYMBOLS			
COAXIAL CABLE		STRAND	
CAN-WE-SERVE		0.75" CONDUIT	
FIBER OPTIC CABLE		1.25" CONDUIT	
NODE BOUNDARY		2.0" CONDUIT	
NODE LEG BOUNDARY		2.5" CONDUIT	
TERMINATED CABLE		4.0" CONDUIT	
SPARE CABLE			
COAXIAL SPLICE			
POWER BLOCK			

SYMBOL	DESIGN SYMBOLS
	HUB
	HEADEND
OPT RCVR	OPTICAL RECEIVER
	FIBER SPLICE
200	FIBER STORAGE
	2 PORT TAP
	4 PORT TAP
	8 PORT TAP
	TELEPHONE TAP
HT	HOT TAP
*	INDICATES TAP VALUE

SYMBOL	DESIGN SYMBOLS
	.715 TO F
	CHASSIS TO F
STBY PS	STANDBY POWER SUPPLY
	POWER INSERTER
	LINE EXTENDER
	DIRECTIONAL COUPLER
	TWO WAY SPLITTER
	THREE WAY SPLITTER

COUNT	SYMBOL	UNITS PASSED
	H	TOTAL HOMES
	C	TOTAL COMMERCIALS
	MDU	TOTAL MDUs
	I	TOTAL INSTITUTIONS

NOTES:
- (C) CLEARANCE ISSUES
- (E) EASEMENT ISSUES
- (P) POLE CHANGE OUT
- (V) VACANT
- (NP) NO POTENTIAL
- (NB) NOT BUILDABLE

PLANT STATISTICS			
0.75" CONDUIT FOOTAGE		AERIAL FOOTAGE	
1.25" CONDUIT FOOTAGE		CAN-WE-SERVE FOOTAGE	
2" CONDUIT FOOTAGE			
2.5" CONDUIT FOOTAGE			
4" CONDUIT FOOTAGE			
UNDERGROUND FOOTAGE			
COAX FOOTAGE		ACBS TOTAL	
PLANT MILES		ACBC TOTAL	
FIBER FOOTAGE		HOUSE COUNT	

N

CONFIDENTIAL
DISCLOSE AND DISTRIBUTE SOLELY TO EMPLOYEES OF CLICK! NETWORK AND ITS AFFILIATES HAVING A NEED TO KNOW

TACOMA POWER
TACOMA PUBLIC UTILITIES

DESIGN	
SUBMITTED	
DATE	SCALE: NO SCALE
SUPERVISING ENGINEER	MAP NUMBER: SE23
APPROVED	
APPROVING ENGINEER	

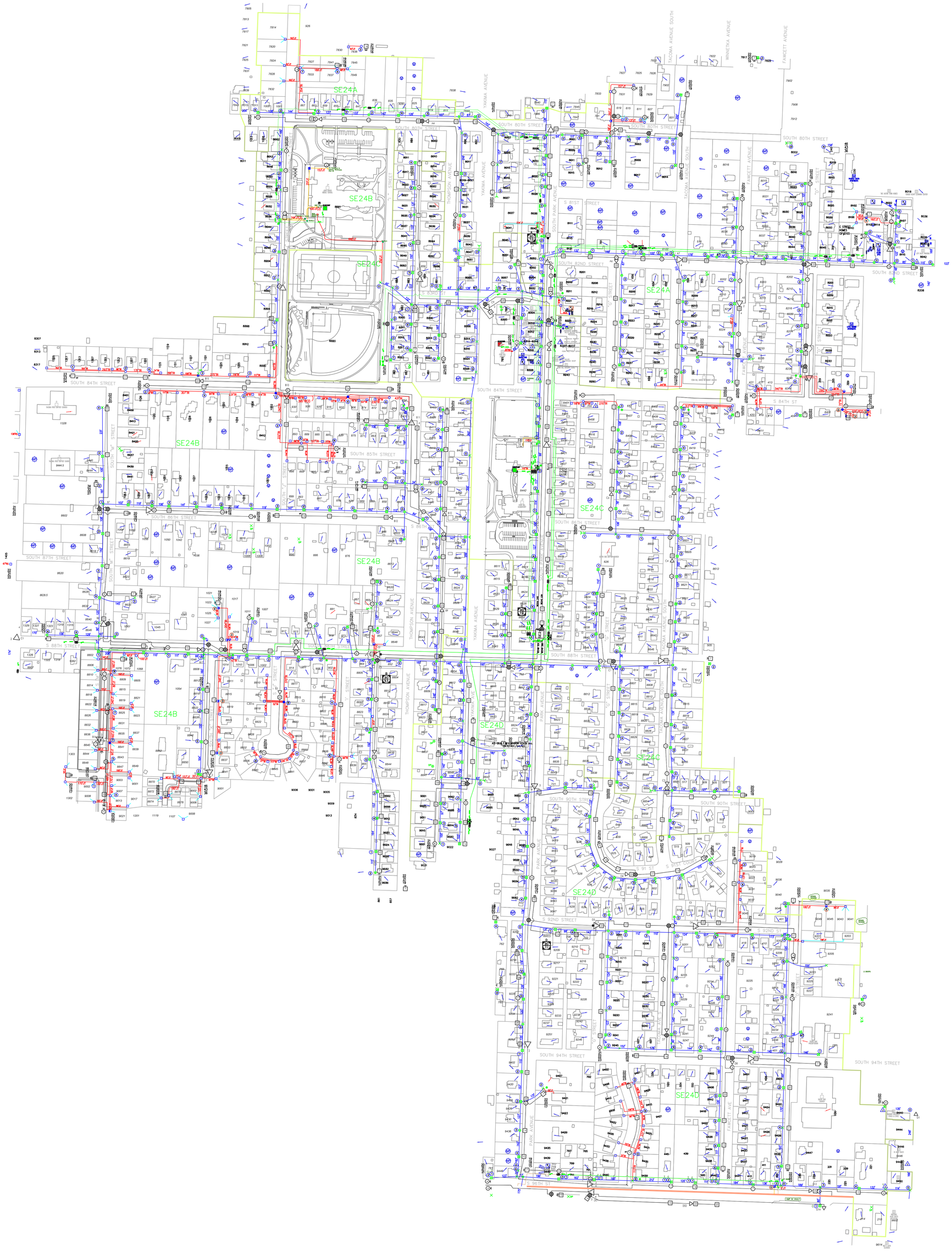

COUNT	SYMBOL	ANCHORING SYMBOLS
		GUY
		SIDEWALK GUY
		NEED GUY
		NEED SIDEWALK GUY
		OVERHEAD GUY
		POLE-TO-POLE GUY
		ROCK GUY
		BUILDING GUY
		PUSH POLE

COUNT	SYMBOL	UNDERGROUND SYMBOLS
		SMALL PEDESTAL
		MEDIUM PEDESTAL
		LARGE PEDESTAL
		NODE PEDESTAL
		SMALL FLUSH MOUNT VAULT
		MEDIUM FLUSH MOUNT VAULT
		LARGE FLUSH MOUNT VAULT
		LARGE CONCRETE VAULT
		MDU LOCK BOX

COUNT	SYMBOL	POLE SYMBOLS
		POWER POLE
		POWER POLE w/ TRANSFORMER
		JOINT POLE
		JOINT POLE w/ TRANSFORMER
		TELCO POLE
		OTHER POLE
		CATV POLE
		RISER
		TOTAL POLES

SYMBOL	MAP SYMBOLS
LD:185'	AERIAL LONG DROP & LENGTH
LD	UNDERGROUND LONG DROP
	AERIAL HOUSE DROP
	UNDERGROUND DROP FROM POLE

CABLE SYMBOLS			
COAXIAL CABLE		STRAND	
CAN-WE-SERVE		0.75" CONDUIT	
FIBER OPTIC CABLE		1.25" CONDUIT	
NODE BOUNDARY		2.0" CONDUIT	
NODE LEG BOUNDARY		2.5" CONDUIT	
TERMINATED CABLE		4.0" CONDUIT	
SPARE CABLE			
COAXIAL SPLICE			
POWER BLOCK			

SYMBOL	DESIGN SYMBOLS
	HUB
	HEADEND
	OPTICAL RECEIVER
	FIBER SPLICE
200	FIBER STORAGE
	2 PORT TAP
	4 PORT TAP
	8 PORT TAP
	TELEPHONE TAP
HT	HOT TAP
*	INDICATES TAP VALUE

SYMBOL	DESIGN SYMBOLS
	.715 TO F
	CHASSIS TO F
	STANDBY POWER SUPPLY
	POWER INSERTER
	DIST. MINI-BRIDGER
	LINE EXTENDER
	DIRECTIONAL COUPLER
	TWO WAY SPLITTER
	THREE WAY SPLITTER

COUNT	SYMBOL	UNITS PASSED
		TOTAL HOMES
		TOTAL COMMERCIALS
		TOTAL MDUs
		TOTAL INSTITUTIONS

NOTES:
- C — CLEARANCE ISSUES
- E — EASEMENT ISSUES
- P — POLE CHANGE OUT
- V — VACANT
- NP — NO POTENTIAL
- NB — NOT BUILDABLE

PLANT STATISTICS			
0.75" CONDUIT FOOTAGE		AERIAL FOOTAGE	
1.25" CONDUIT FOOTAGE		CAN-WE-SERVE FOOTAGE	
2" CONDUIT FOOTAGE			
2.5" CONDUIT FOOTAGE			
4" CONDUIT FOOTAGE			
UNDERGROUND FOOTAGE			
COAX FOOTAGE		ACBS TOTAL	
PLANT MILES		ACBC TOTAL	
FIBER FOOTAGE		HOUSE COUNT	

N

CONFIDENTIAL
DISCLOSE AND DISTRIBUTE SOLELY TO EMPLOYEES OF CLICK! NETWORK AND ITS AFFILIATES HAVING A NEED TO KNOW

TACOMA POWER
TACOMA PUBLIC UTILITIES

DESIGN
SUBMITTED
DATE
SUPERVISING ENGINEER
APPROVED
APPROVING ENGINEER
NO SCALE
SCALE
MAP NUMBER
SE24

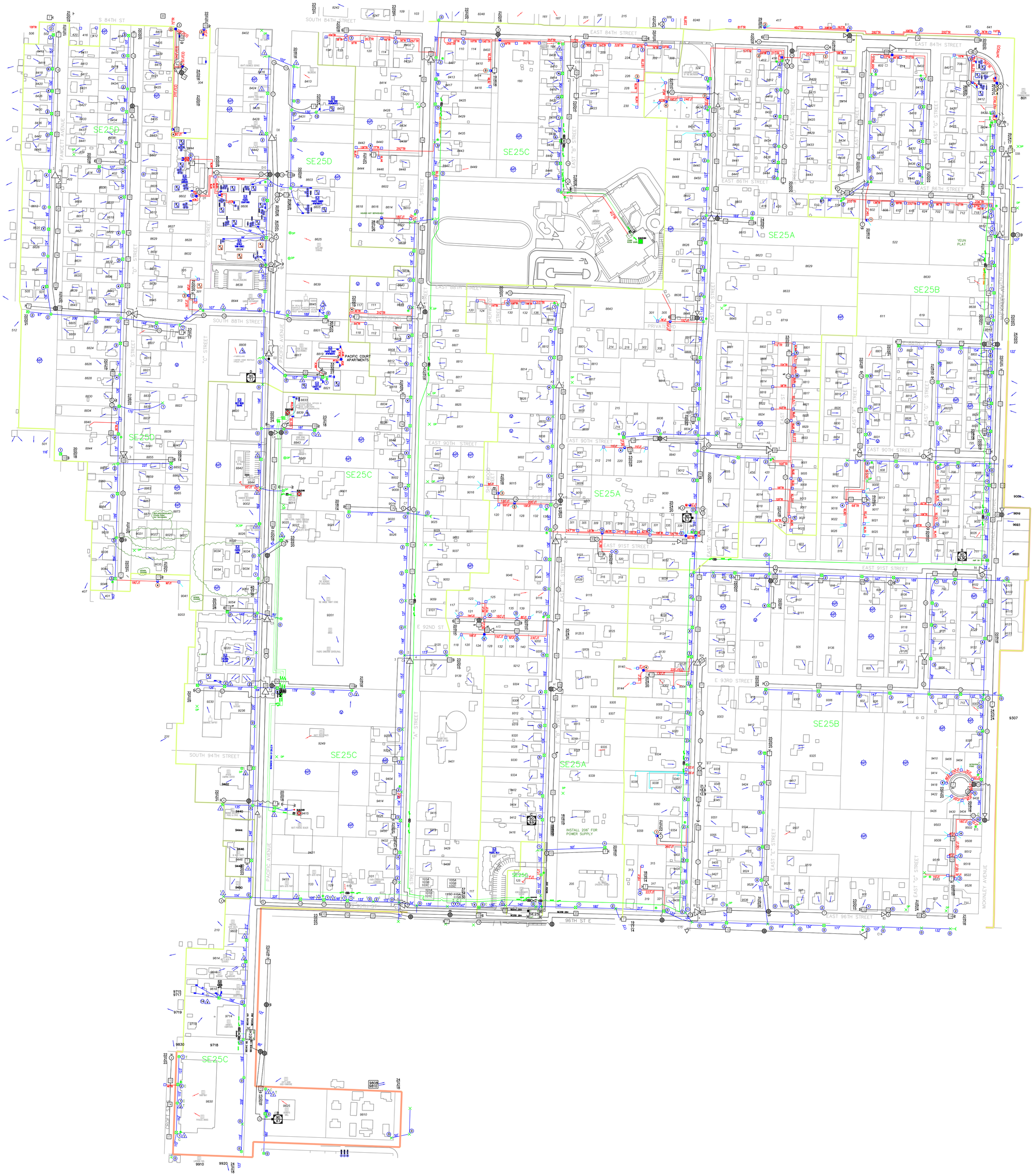

COUNT	SYMBOL	ANCHORING SYMBOLS
		GUY
		SIDEWALK GUY
		NEED GUY
		NEED SIDEWALK GUY
		OVERHEAD GUY
		POLE-TO-POLE GUY
		ROCK GUY
		BUILDING GUY
		PUSH POLE

COUNT	SYMBOL	UNDERGROUND SYMBOLS
		SMALL PEDESTAL
		MEDIUM PEDESTAL
		LARGE PEDESTAL
		NODE PEDESTAL
		SMALL FLUSH MOUNT VAULT
		MEDIUM FLUSH MOUNT VAULT
		LARGE FLUSH MOUNT VAULT
		LARGE CONCRETE VAULT
		MDU LOCK BOX

COUNT	SYMBOL	POLE SYMBOLS
		POWER POLE
		POWER POLE w/ TRANSFORMER
		JOINT POLE
		JOINT POLE w/ TRANSFORMER
		TELCO POLE
		OTHER POLE
		CATV POLE
		RISER
		TOTAL POLES

SYMBOL	MAP SYMBOLS
LD-185'	AERIAL LONG DROP & LENGTH
LD	UNDERGROUND LONG DROP
	AERIAL HOUSE DROP
	UNDERGROUND DROP FROM POLE

CABLE SYMBOLS	
COAXIAL CABLE	STRAND
CAN-WE-SERVE	0.75" CONDUIT
FIBER OPTIC CABLE	1.25" CONDUIT
NODE BOUNDARY	2.0" CONDUIT
NODE LEG BOUNDARY	2.5" CONDUIT
TERMINATED CABLE	4.0" CONDUIT
SPARE CABLE	
COAXIAL SPLICE	
POWER BLOCK	

SYMBOL	DESIGN SYMBOLS
	HUB
	HEADEND
	OPTICAL RECEIVER
	FIBER SPLICE
288	FIBER STORAGE
	2 PORT TAP
	4 PORT TAP
	8 PORT TAP
	TELEPHONE TAP
HT	HOT TAP
*	INDICATES TAP VALUE

SYMBOL	DESIGN SYMBOLS
	.715 TO F
	CHASSIS TO F
	STANDBY POWER SUPPLY
	POWER INSERTER
	DIST. MINI-BRIDGER
	LINE EXTENDER
	DIRECTIONAL COUPLER
	TWO WAY SPLITTER
	THREE WAY SPLITTER

COUNT	SYMBOL	UNITS PASSED
		TOTAL HOMES
		TOTAL COMMERCIALS
		TOTAL MDUs
		TOTAL INSTITUTIONS

NOTES:

- C — CLEARANCE ISSUES
- V — VACANT
- E — EASEMENT ISSUES
- NP — NO POTENTIAL
- P — POLE CHANGE OUT
- NB — NOT BUILDABLE

PLANT STATISTICS			
0.75" CONDUIT FOOTAGE		AERIAL FOOTAGE	
1.25" CONDUIT FOOTAGE		CAN-WE-SERVE FOOTAGE	
2" CONDUIT FOOTAGE			
2.5" CONDUIT FOOTAGE			
4" CONDUIT FOOTAGE			
UNDERGROUND FOOTAGE			
COAX FOOTAGE		ACBS TOTAL	
PLANT MILES		ACBC TOTAL	
FIBER FOOTAGE		HOUSE COUNT	

N

CONFIDENTIAL
DISCLOSE AND DISTRIBUTE SOLELY TO EMPLOYEES OF CLICK! NETWORK AND ITS AFFILIATES HAVING A NEED TO KNOW

TACOMA POWER
TACOMA PUBLIC UTILITIES

DESIGN	
SUBMITTED	
DATE	NO SCALE
SUPERVISING ENGINEER	SCALE
APPROVED	MAP NUMBER
APPROVING ENGINEER	SE25



COUNT	SYMBOL	ANCHORING SYMBOLS	COUNT	SYMBOL	UNDERGROUND SYMBOLS	COUNT	SYMBOL	POLE SYMBOLS	SYMBOL	MAP SYMBOLS
		GUY			SMALL PEDESTAL			POWER POLE	LD:185'	AERIAL LONG DROP & LENGTH
		SIDEWALK GUY			MEDIUM PEDESTAL			POWER POLE w/ TRANSFORMER	LD	UNDERGROUND LONG DROP
		NEED GUY			LARGE PEDESTAL			JOINT POLE		AERIAL HOUSE DROP
		NEED SIDEWALK GUY			NODE PEDESTAL			JOINT POLE w/ TRANSFORMER		UNDERGROUND DROP FROM POLE
		OVERHEAD GUY			SMALL FLUSH MOUNT VAULT			TELCO POLE		
		POLE-TO-POLE GUY			MEDIUM FLUSH MOUNT VAULT			OTHER POLE		
		ROCK GUY			LARGE FLUSH MOUNT VAULT			CATV POLE		
		BUILDING GUY			LARGE CONCRETE VAULT			RISER		
		PUSH POLE			MDU LOCK BOX			TOTAL POLES		

CABLE SYMBOLS			
COAXIAL CABLE		STRAND	
CAN-WE-SERVE		0.75" CONDUIT	
FIBER OPTIC CABLE		1.25" CONDUIT	
NODE BOUNDARY		2.0" CONDUIT	
NODE LEG BOUNDARY		2.5" CONDUIT	
TERMINATED CABLE		4.0" CONDUIT	
SPARE CABLE			
COAXIAL SPLICE			
POWER BLOCK			

SYMBOL	DESIGN SYMBOLS	SYMBOL	DESIGN SYMBOLS
	HUB		.715 TO F
	HEADEND		CHASSIS TO F
	OPTICAL RECEIVER		STANDBY POWER SUPPLY
	FIBER SPLICE		POWER INSERTER
200	FIBER STORAGE		DIST. MINI-BRIDGER
	2 PORT TAP		LINE EXTENDER
	4 PORT TAP		DIRECTIONAL COUPLER
	8 PORT TAP		TWO WAY SPLITTER
	TELEPHONE TAP		THREE WAY SPLITTER
	HOT TAP		
*	INDICATES TAP VALUE		

COUNT	SYMBOL	UNITS PASSED
		TOTAL HOMES
		TOTAL COMMERCIALS
		TOTAL MDUs
		TOTAL INSTITUTIONS

NOTES:

- C CLEARANCE ISSUES
- E EASEMENT ISSUES
- P POLE CHANGE OUT
- V VACANT
- NP NO POTENTIAL
- NB NOT BUILDABLE

PLANT STATISTICS			
0.75" CONDUIT FOOTAGE		AERIAL FOOTAGE	
1.25" CONDUIT FOOTAGE		CAN-WE-SERVE FOOTAGE	
2" CONDUIT FOOTAGE			
2.5" CONDUIT FOOTAGE			
4" CONDUIT FOOTAGE			
UNDERGROUND FOOTAGE			
COAX FOOTAGE		ACBS TOTAL	
PLANT MILES		ACBC TOTAL	
FIBER FOOTAGE		HOUSE COUNT	

N

CONFIDENTIAL
DISCLOSE AND DISTRIBUTE SOLELY TO EMPLOYEES OF CLICK! NETWORK AND ITS AFFILIATES HAVING A NEED TO KNOW

TACOMA POWER
TACOMA PUBLIC UTILITIES

DESIGN

SUBMITTED

DATE

NO SCALE
SCALE

SUPERVISING ENGINEER

APPROVED

APPROVING ENGINEER

MAP NUMBER
SEC26

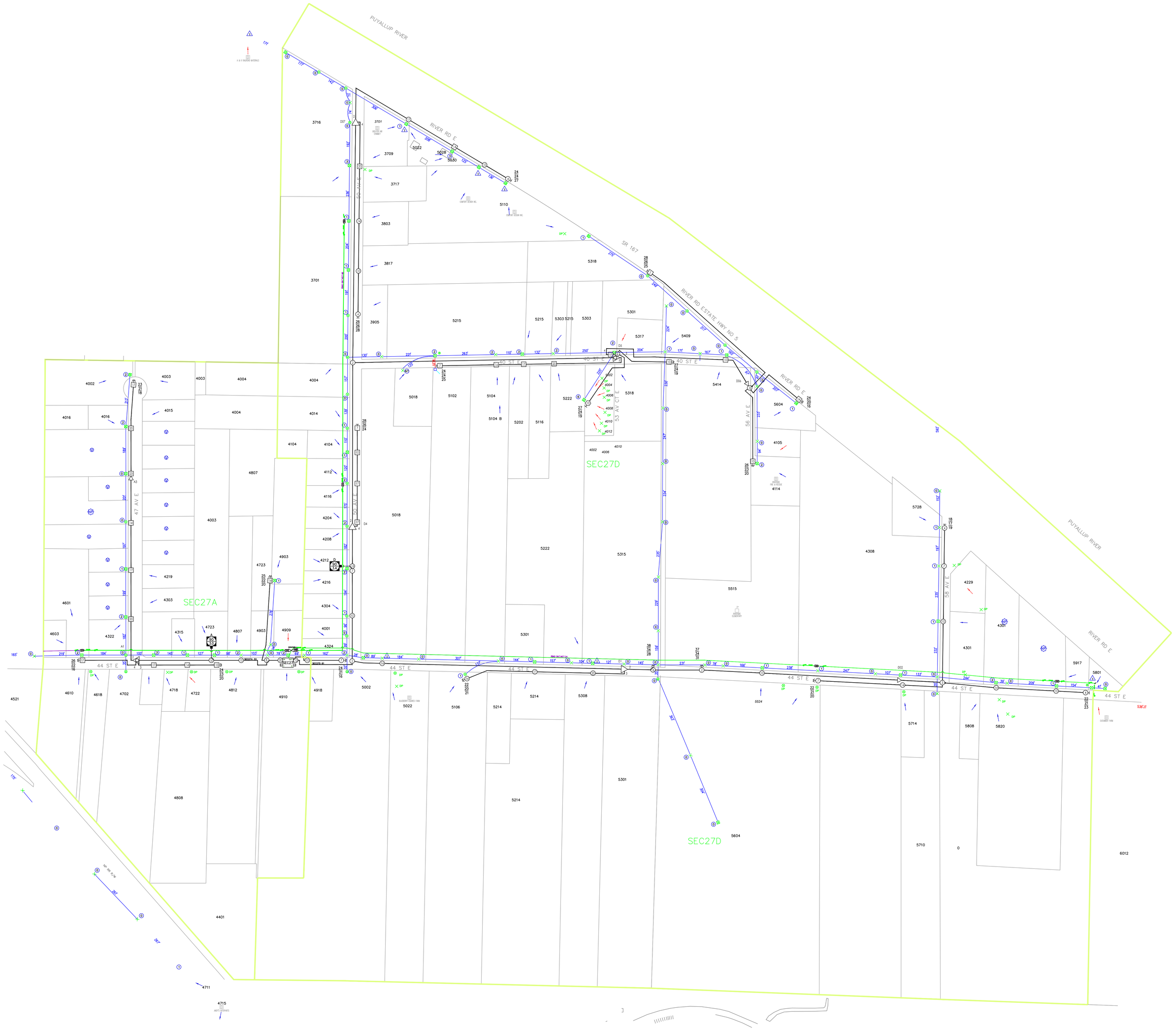

COUNT	SYMBOL	ANCHORING SYMBOLS
		GUY
		SIDEWALK GUY
		NEED GUY
		NEED SIDEWALK GUY
		OVERHEAD GUY
		POLE-TO-POLE GUY
		ROCK GUY
		BUILDING GUY
		PUSH POLE

COUNT	SYMBOL	UNDERGROUND SYMBOLS
		SMALL PEDESTAL
		MEDIUM PEDESTAL
		LARGE PEDESTAL
		NODE PEDESTAL
		SMALL FLUSH MOUNT VAULT
		MEDIUM FLUSH MOUNT VAULT
		LARGE FLUSH MOUNT VAULT
		LARGE CONCRETE VAULT
		MDU LOCK BOX

COUNT	SYMBOL	POLE SYMBOLS
		POWER POLE
		POWER POLE w/ TRANSFORMER
		JOINT POLE
		JOINT POLE w/ TRANSFORMER
		TELCO POLE
		OTHER POLE
		CATV POLE
		RISER
		TOTAL POLES

SYMBOL	MAP SYMBOLS
LD:185'	AERIAL LONG DROP & LENGTH
LD	UNDERGROUND LONG DROP
	AERIAL HOUSE DROP
	UNDERGROUND DROP FROM POLE

CABLE SYMBOLS			
COAXIAL CABLE		STRAND	
CAN-WE-SERVE		0.75" CONDUIT	
FIBER OPTIC CABLE		1.25" CONDUIT	
NODE BOUNDARY		2.0" CONDUIT	
NODE LEG BOUNDARY		2.5" CONDUIT	
TERMINATED CABLE		4.0" CONDUIT	
SPARE CABLE			
COAXIAL SPLICE			
POWER BLOCK			

SYMBOL	DESIGN SYMBOLS
	HUB
	HEADEND
	OPTICAL RECEIVER
	FIBER SPLICE
200	FIBER STORAGE
	2 PORT TAP
	4 PORT TAP
	8 PORT TAP
	TELEPHONE TAP
HT	HOT TAP
*	INDICATES TAP VALUE

SYMBOL	DESIGN SYMBOLS
	.715 TO F
	CHASSIS TO F
	STANDBY POWER SUPPLY
	POWER INSERTER
	DIST. MINI-BRIDGER
	LINE EXTENDER
	DIRECTIONAL COUPLER
	TWO WAY SPLITTER
	THREE WAY SPLITTER

NOTES:
- (C) CLEARANCE ISSUES
- (E) EASEMENT ISSUES
- (P) POLE CHANGE OUT
- (V) VACANT
- (NP) NO POTENTIAL
- (NB) NOT BUILDABLE

COUNT	SYMBOL	UNITS PASSED
	3	TOTAL HOMES
		TOTAL COMMERCIALS
	24	TOTAL MDUs
		TOTAL INSTITUTIONS

PLANT STATISTICS		
0.75" CONDUIT FOOTAGE		AERIAL FOOTAGE
1.25" CONDUIT FOOTAGE		CAN-WE-SERVE FOOTAGE
2" CONDUIT FOOTAGE		
2.5" CONDUIT FOOTAGE		
4" CONDUIT FOOTAGE		
UNDERGROUND FOOTAGE		
COAX FOOTAGE		ACBS TOTAL
PLANT MILES		ACBC TOTAL
FIBER FOOTAGE		HOUSE COUNT

N

CONFIDENTIAL
DISCLOSE AND DISTRIBUTE SOLELY TO EMPLOYEES OF CLICK! NETWORK AND ITS AFFILIATES HAVING A NEED TO KNOW

TACOMA POWER
TACOMA PUBLIC UTILITIES

DESIGN	
SUBMITTED	
DATE	SCALE: NO SCALE
SUPERVISING ENGINEER	MAP NUMBER
APPROVED	SEC27
APPROVING ENGINEER	

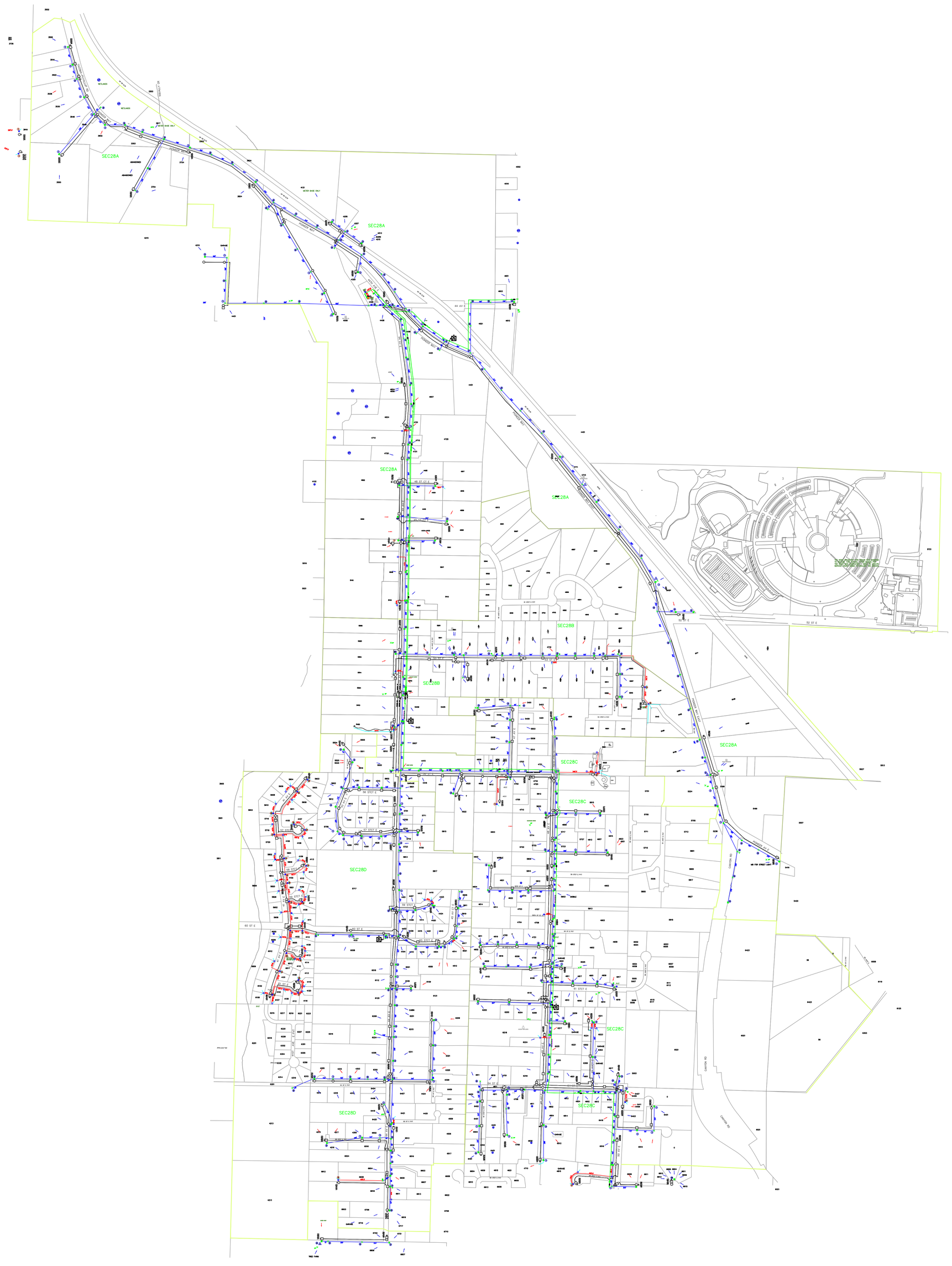

COUNT	SYMBOL	ANCHORING SYMBOLS
		GUY
		SIDEWALK GUY
		NEED GUY
		NEED SIDEWALK GUY
	//	OVERHEAD GUY
	>	POLE-TO-POLE GUY
		ROCK GUY
		BUILDING GUY
	○	PUSH POLE

COUNT	SYMBOL	UNDERGROUND SYMBOLS
		SMALL PEDESTAL
		MEDIUM PEDESTAL
		LARGE PEDESTAL
		NODE PEDESTAL
		SMALL FLUSH MOUNT VAULT
		MEDIUM FLUSH MOUNT VAULT
		LARGE FLUSH MOUNT VAULT
		LARGE CONCRETE VAULT
		MDU LOCK BOX

COUNT	SYMBOL	POLE SYMBOLS
		POWER POLE
		POWER POLE w/ TRANSFORMER
		JOINT POLE
		JOINT POLE w/ TRANSFORMER
		TELCO POLE
		OTHER POLE
		CATV POLE
		RISER
		TOTAL POLES

SYMBOL	MAP SYMBOLS
LD:185'	AERIAL LONG DROP & LENGTH
LD	UNDERGROUND LONG DROP
	AERIAL HOUSE DROP
	UNDERGROUND DROP FROM POLE

CABLE SYMBOLS			
COAXIAL CABLE		STRAND	
CAN-WE-SERVE		0.75" CONDUIT	
FIBER OPTIC CABLE		1.25" CONDUIT	
NODE BOUNDARY		2.0" CONDUIT	
NODE LEG BOUNDARY		2.5" CONDUIT	
TERMINATED CABLE		4.0" CONDUIT	
SPARE CABLE			
COAXIAL SPLICE			
POWER BLOCK			

SYMBOL	DESIGN SYMBOLS	SYMBOL	DESIGN SYMBOLS
	HUB		.715 TO F
	HEADEND		CHASSIS TO F
	OPTICAL RECEIVER		STANDBY POWER SUPPLY
	FIBER SPLICE		POWER INSERTER
200	FIBER STORAGE		DIST. MINI-BRIDGER
	2 PORT TAP		LINE EXTENDER
	4 PORT TAP		DIRECTIONAL COUPLER
	8 PORT TAP		TWO WAY SPLITTER
	TELEPHONE TAP		THREE WAY SPLITTER
HT	HOT TAP		
*	INDICATES TAP VALUE		

COUNT	SYMBOL	UNITS PASSED
	H	TOTAL HOMES
	C	TOTAL COMMERCIALS
	B	TOTAL MDUs
	I	TOTAL INSTITUTIONS

NOTES:
- C: CLEARANCE ISSUES
- E: EASEMENT ISSUES
- P: POLE CHANGE OUT
- V: VACANT
- NP: NO POTENTIAL
- NB: NOT BUILDABLE

PLANT STATISTICS			
0.75" CONDUIT FOOTAGE		AERIAL FOOTAGE	
1.25" CONDUIT FOOTAGE		CAN-WE-SERVE FOOTAGE	
2" CONDUIT FOOTAGE			
2.5" CONDUIT FOOTAGE			
4" CONDUIT FOOTAGE			
UNDERGROUND FOOTAGE			
COAX FOOTAGE		ACBS TOTAL	
PLANT MILES		ACBC TOTAL	
FIBER FOOTAGE		HOUSE COUNT	

N

CONFIDENTIAL
DISCLOSE AND DISTRIBUTE SOLELY TO EMPLOYEES OF CLICK! NETWORK AND ITS AFFILIATES HAVING A NEED TO KNOW

TACOMA POWER
TACOMA PUBLIC UTILITIES

DESIGN	
SUBMITTED	
DATE	NO SCALE
SCALE	
SUPERVISING ENGINEER	
APPROVED	MAP NUMBER
APPROVING ENGINEER	SEC28



COUNT	SYMBOL	ANCHORING SYMBOLS
		GUY
		SIDEWALK GUY
		NEED GUY
		NEED SIDEWALK GUY
		OVERHEAD GUY
		POLE-TO-POLE GUY
		ROCK GUY
		BUILDING GUY
		PUSH POLE

COUNT	SYMBOL	UNDERGROUND SYMBOLS
		SMALL PEDESTAL
		MEDIUM PEDESTAL
		LARGE PEDESTAL
		NODE PEDESTAL
		SMALL FLUSH MOUNT VAULT
		MEDIUM FLUSH MOUNT VAULT
		LARGE FLUSH MOUNT VAULT
		LARGE CONCRETE VAULT
		MDU LOCK BOX

COUNT	SYMBOL	POLE SYMBOLS
		POWER POLE
		POWER POLE w/ TRANSFORMER
		JOINT POLE
		JOINT POLE w/ TRANSFORMER
		TELCO POLE
		OTHER POLE
		CATV POLE
		RISER
		TOTAL POLES

SYMBOL	MAP SYMBOLS
LD: 185'	AERIAL LONG DROP & LENGTH
LD	UNDERGROUND LONG DROP
	AERIAL HOUSE DROP
	UNDERGROUND DROP FROM POLE

CABLE SYMBOLS			
COAXIAL CABLE		STRAND	
CAN-WE-SERVE		0.75" CONDUIT	
FIBER OPTIC CABLE		1.25" CONDUIT	
NODE BOUNDARY		2.0" CONDUIT	
NODE LEG BOUNDARY		2.5" CONDUIT	
TERMINATED CABLE		4.0" CONDUIT	
SPARE CABLE			
COAXIAL SPLICE			
POWER BLOCK			

SYMBOL	DESIGN SYMBOLS	SYMBOL	DESIGN SYMBOLS
	HUB		.715 TO F
	HEADEND		CHASSIS TO F
OPR	OPTICAL RECEIVER		STANDBY POWER SUPPLY
	FIBER SPLICE		POWER INSERTER
200	FIBER STORAGE		DIST. MINI-BRIDGER
	2 PORT TAP		LINE EXTENDER
	4 PORT TAP		DIRECTIONAL COUPLER
	8 PORT TAP		TWO WAY SPLITTER
	TELEPHONE TAP		THREE WAY SPLITTER
HT	HOT TAP		
*	INDICATES TAP VALUE		

COUNT	SYMBOL	UNITS PASSED
		TOTAL HOMES
		TOTAL COMMERCIALS
		TOTAL MDUs
		TOTAL INSTITUTIONS

NOTES:
- C: CLEARANCE ISSUES
- V: VACANT
- E: EASEMENT ISSUES
- NP: NO POTENTIAL
- P: POLE CHANGE OUT
- NB: NOT BUILDABLE

PLANT STATISTICS			
0.75" CONDUIT FOOTAGE		AERIAL FOOTAGE	
1.25" CONDUIT FOOTAGE		CAN-WE-SERVE FOOTAGE	
2" CONDUIT FOOTAGE			
2.5" CONDUIT FOOTAGE			
4" CONDUIT FOOTAGE			
UNDERGROUND FOOTAGE			
COAX FOOTAGE		ACBS TOTAL	
PLANT MILES		ACBC TOTAL	
FIBER FOOTAGE		HOUSE COUNT	

N

CONFIDENTIAL
DISCLOSE AND DISTRIBUTE SOLELY TO EMPLOYEES OF CLICK! NETWORK AND ITS AFFILIATES HAVING A NEED TO KNOW

TACOMA POWER
TACOMA PUBLIC UTILITIES

SUBMITTED
SUPERVISING ENGINEER
APPROVED
APPROVING ENGINEER

DESIGN
DATE
NO SCALE
SCALE
MAP NUMBER
SEC29



COUNT	SYMBOL	ANCHORING SYMBOLS
		GUY
		SIDEWALK GUY
		NEED GUY
		NEED SIDEWALK GUY
		OVERHEAD GUY
		POLE-TO-POLE GUY
		ROCK GUY
		BUILDING GUY
		PUSH POLE

COUNT	SYMBOL	UNDERGROUND SYMBOLS
		SMALL PEDESTAL
		MEDIUM PEDESTAL
		LARGE PEDESTAL
		NODE PEDESTAL
		SMALL FLUSH MOUNT VAULT
		MEDIUM FLUSH MOUNT VAULT
		LARGE FLUSH MOUNT VAULT
		LARGE CONCRETE VAULT
		MDU LOCK BOX

COUNT	SYMBOL	POLE SYMBOLS
		POWER POLE
		POWER POLE w/ TRANSFORMER
		JOINT POLE
		JOINT POLE w/ TRANSFORMER
		TELCO POLE
		OTHER POLE
		CATV POLE
		RISER
		TOTAL POLES

SYMBOL	MAP SYMBOLS
LD:185'	AERIAL LONG DROP & LENGTH
LD	UNDERGROUND LONG DROP
	AERIAL HOUSE DROP
	UNDERGROUND DROP FROM POLE

CABLE SYMBOLS	
COAXIAL CABLE	STRAND
CAN-WE-SERVE	0.75" CONDUIT
FIBER OPTIC CABLE	1.25" CONDUIT
NODE BOUNDARY	2.0" CONDUIT
NODE LEG BOUNDARY	2.5" CONDUIT
TERMINATED CABLE	4.0" CONDUIT
SPARE CABLE	
COAXIAL SPLICE	
POWER BLOCK	

SYMBOL	DESIGN SYMBOLS
	HUB
	HEADEND
	OPTICAL RECEIVER
	FIBER SPLICE
288	FIBER STORAGE
	2 PORT TAP
	4 PORT TAP
	8 PORT TAP
	TELEPHONE TAP
HT	HOT TAP
*	INDICATES TAP VALUE

SYMBOL	DESIGN SYMBOLS
	.715 TO F
	CHASSIS TO F
48	STANDBY POWER SUPPLY
	POWER INSERTER
	DIST. MINI-BRIDGER
	LINE EXTENDER
	DIRECTIONAL COUPLER
2	TWO WAY SPLITTER
3	THREE WAY SPLITTER

COUNT	SYMBOL	UNITS PASSED
	S	TOTAL HOMES
	C	TOTAL COMMERCIALS
	MDU	TOTAL MDUs
	I	TOTAL INSTITUTIONS

NOTES:

- (C) CLEARANCE ISSUES
- (E) EASEMENT ISSUES
- (P) POLE CHANGE OUT
- (V) VACANT
- (NP) NO POTENTIAL
- (NB) NOT BUILDABLE

PLANT STATISTICS			
0.75" CONDUIT FOOTAGE		AERIAL FOOTAGE	
1.25" CONDUIT FOOTAGE		CAN-WE-SERVE FOOTAGE	
2" CONDUIT FOOTAGE			
2.5" CONDUIT FOOTAGE			
4" CONDUIT FOOTAGE			
UNDERGROUND FOOTAGE			
COAX FOOTAGE		ACBS TOTAL	
PLANT MILES		ACBC TOTAL	
FIBER FOOTAGE		HOUSE COUNT	

N

CONFIDENTIAL
DISCLOSE AND DISTRIBUTE SOLELY TO EMPLOYEES OF CLICK! NETWORK AND ITS AFFILIATES HAVING A NEED TO KNOW

TACOMA POWER
TACOMA PUBLIC UTILITIES

DESIGN	
SUBMITTED	
DATE	NO SCALE
SUPERVISING ENGINEER	MAP NUMBER
APPROVED	SEC30
APPROVING ENGINEER	

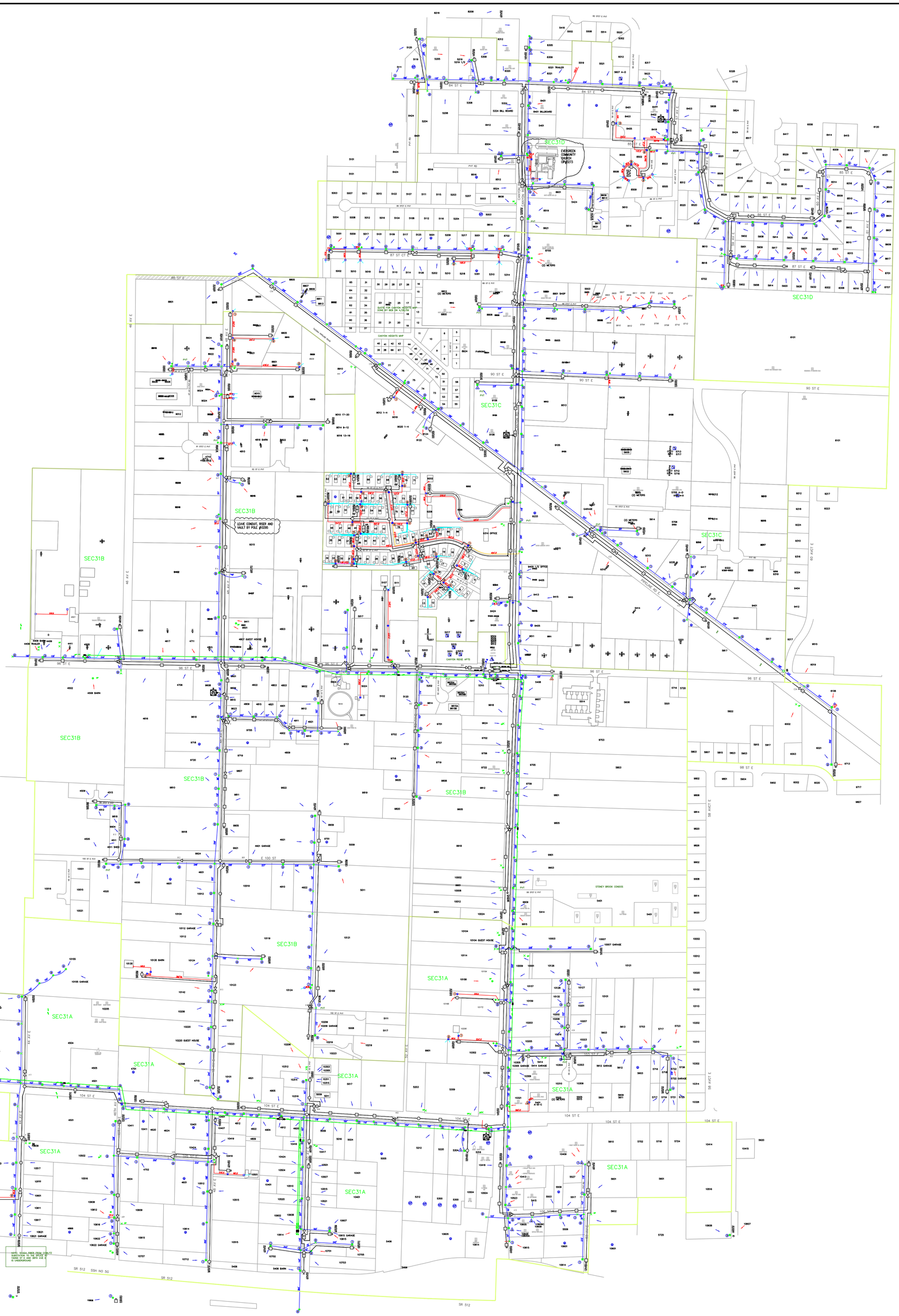

COUNT	SYMBOL	ANCHORING SYMBOLS
		GUY
		SIDEWALK GUY
		NEED GUY
		NEED SIDEWALK GUY
		OVERHEAD GUY
		POLE-TO-POLE GUY
		ROCK GUY
		BUILDING GUY
		PUSH POLE

COUNT	SYMBOL	UNDERGROUND SYMBOLS
		SMALL PEDESTAL
		MEDIUM PEDESTAL
		LARGE PEDESTAL
		NODE PEDESTAL
		SMALL FLUSH MOUNT VAULT
		MEDIUM FLUSH MOUNT VAULT
		LARGE FLUSH MOUNT VAULT
		LARGE CONCRETE VAULT
		MDU LOCK BOX

COUNT	SYMBOL	POLE SYMBOLS
		POWER POLE
		POWER POLE w/ TRANSFORMER
		JOINT POLE
		JOINT POLE w/ TRANSFORMER
		TELCO POLE
		OTHER POLE
		CATV POLE
		RISER
		TOTAL POLES

SYMBOL	MAP SYMBOLS
LD:185'	AERIAL LONG DROP & LENGTH
LD	UNDERGROUND LONG DROP
	AERIAL HOUSE DROP
	UNDERGROUND DROP FROM POLE

CABLE SYMBOLS			
COAXIAL CABLE		STRAND	
CAN-WE-SERVE		0.75" CONDUIT	
FIBER OPTIC CABLE		1.25" CONDUIT	
NODE BOUNDARY		2.0" CONDUIT	
NODE LEG BOUNDARY		2.5" CONDUIT	
TERMINATED CABLE		4.0" CONDUIT	
SPARE CABLE			
COAXIAL SPLICE			
POWER BLOCK			

SYMBOL	DESIGN SYMBOLS	SYMBOL	DESIGN SYMBOLS
	HUB		.715 TO F
	HEADEND		CHASSIS TO F
	OPTICAL RECEIVER		STANDBY POWER SUPPLY
	FIBER SPLICE		POWER INSERTER
200	FIBER STORAGE		DIST. MINI-BRIDGER
	2 PORT TAP		LINE EXTENDER
	4 PORT TAP		DIRECTIONAL COUPLER
	8 PORT TAP	2	TWO WAY SPLITTER
	TELEPHONE TAP	3	THREE WAY SPLITTER
HT	HOT TAP		
*	INDICATES TAP VALUE		

NOTES:
- (C) CLEARANCE ISSUES
- (E) EASEMENT ISSUES
- (P) POLE CHANGE OUT
- (V) VACANT
- (NP) NO POTENTIAL
- (NB) NOT BUILDABLE

COUNT	SYMBOL	UNITS PASSED
	3	TOTAL HOMES
	A	TOTAL COMMERCIALS
	B	TOTAL MDUs
	I	TOTAL INSTITUTIONS

PLANT STATISTICS			
0.75" CONDUIT FOOTAGE		AERIAL FOOTAGE	
1.25" CONDUIT FOOTAGE		CAN-WE-SERVE FOOTAGE	
2" CONDUIT FOOTAGE			
2.5" CONDUIT FOOTAGE			
4" CONDUIT FOOTAGE			
UNDERGROUND FOOTAGE			
COAX FOOTAGE		ACBS TOTAL	
PLANT MILES		ACBC TOTAL	
FIBER FOOTAGE		HOUSE COUNT	

N

CONFIDENTIAL
DISCLOSE AND DISTRIBUTE SOLELY TO EMPLOYEES OF CLICK! NETWORK AND ITS AFFILIATES HAVING A NEED TO KNOW

TACOMA POWER
TACOMA PUBLIC UTILITIES

DESIGN	
SUBMITTED	
DATE	SCALE: NO SCALE
SUPERVISING ENGINEER	
APPROVED	MAP NUMBER: SEC31
APPROVING ENGINEER	

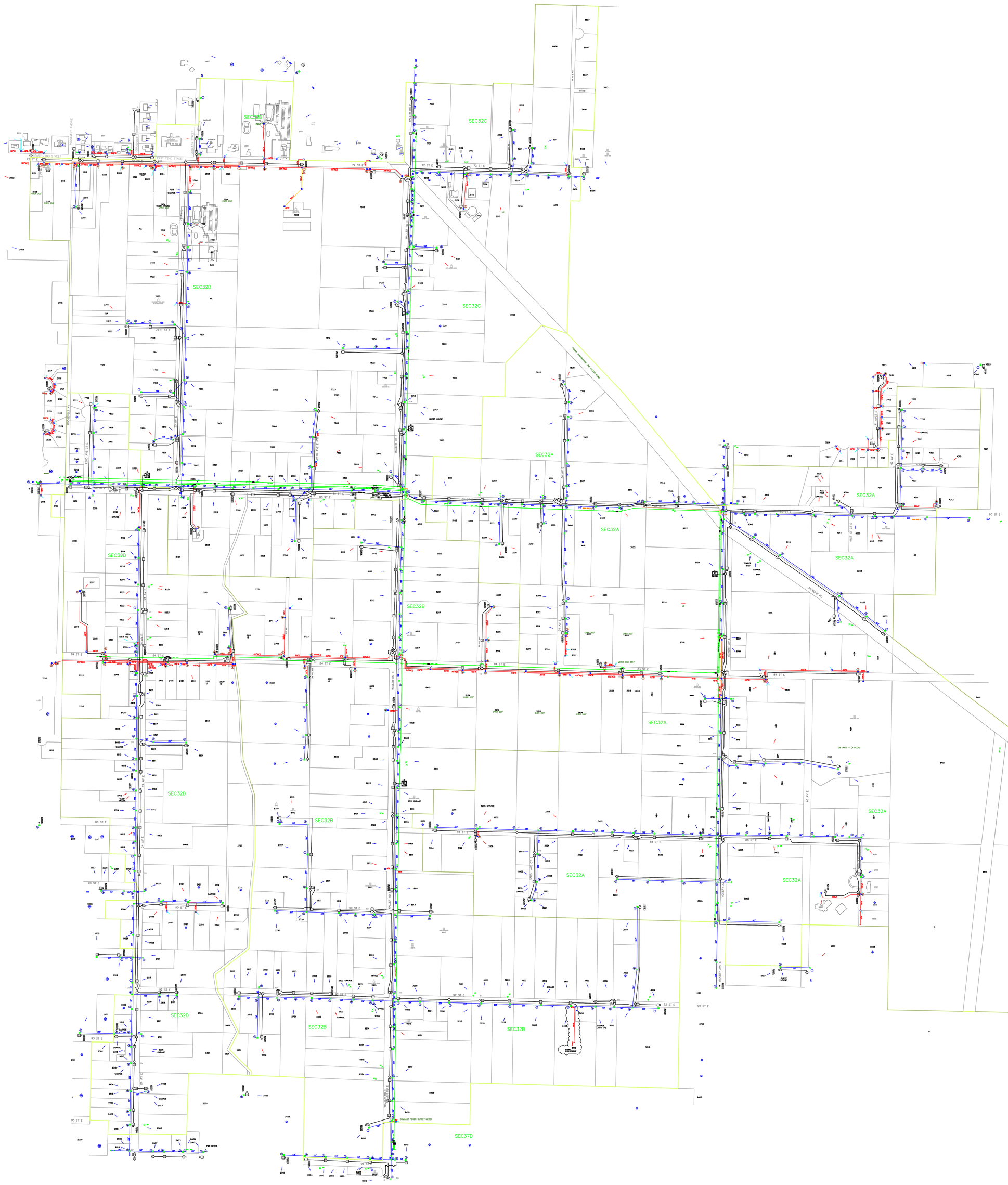

COUNT	SYMBOL	ANCHORING SYMBOLS
		GUY
		SIDEWALK GUY
		NEED GUY
		NEED SIDEWALK GUY
		OVERHEAD GUY
		POLE-TO-POLE GUY
		ROCK GUY
		BUILDING GUY
		PUSH POLE

COUNT	SYMBOL	UNDERGROUND SYMBOLS
		SMALL PEDESTAL
		MEDIUM PEDESTAL
		LARGE PEDESTAL
		NODE PEDESTAL
		SMALL FLUSH MOUNT VAULT
		MEDIUM FLUSH MOUNT VAULT
		LARGE FLUSH MOUNT VAULT
		LARGE CONCRETE VAULT
		MDU LOCK BOX

COUNT	SYMBOL	POLE SYMBOLS
		POWER POLE
		POWER POLE w/ TRANSFORMER
		JOINT POLE
		JOINT POLE w/ TRANSFORMER
		TELCO POLE
		OTHER POLE
		CATV POLE
		RISER
		TOTAL POLES

SYMBOL	MAP SYMBOLS
LD:185'	AERIAL LONG DROP & LENGTH
LD	UNDERGROUND LONG DROP
	AERIAL HOUSE DROP
	UNDERGROUND DROP FROM POLE

CABLE SYMBOLS		
COAXIAL CABLE	STRAND	
CAN-WE-SERVE	0.75" CONDUIT	
FIBER OPTIC CABLE	1.25" CONDUIT	
NODE BOUNDARY	2.0" CONDUIT	
NODE LEG BOUNDARY	2.5" CONDUIT	
TERMINATED CABLE	4.0" CONDUIT	
SPARE CABLE		
COAXIAL SPLICE		
POWER BLOCK		

SYMBOL	DESIGN SYMBOLS	SYMBOL	DESIGN SYMBOLS
	HUB		.715 TO F
	HEADEND		CHASSIS TO F
	OPTICAL RECEIVER		STANDBY POWER SUPPLY
	FIBER SPLICE		POWER INSERTER
200	FIBER STORAGE		DIST. MINI-BRIDGER
	2 PORT TAP		LINE EXTENDER
	4 PORT TAP		DIRECTIONAL COUPLER
	8 PORT TAP		TWO WAY SPLITTER
	TELEPHONE TAP		THREE WAY SPLITTER
HT	HOT TAP		
*	INDICATES TAP VALUE		

NOTES:
- (C) CLEARANCE ISSUES
- (E) EASEMENT ISSUES
- (P) POLE CHANGE OUT
- (V) VACANT
- (NP) NO POTENTIAL
- (NB) NOT BUILDABLE

COUNT	SYMBOL	UNITS PASSED
		TOTAL HOMES
		TOTAL COMMERCIALS
		TOTAL MDUs
		TOTAL INSTITUTIONS

PLANT STATISTICS		
0.75" CONDUIT FOOTAGE		AERIAL FOOTAGE
1.25" CONDUIT FOOTAGE		CAN-WE-SERVE FOOTAGE
2" CONDUIT FOOTAGE		
2.5" CONDUIT FOOTAGE		
4" CONDUIT FOOTAGE		
UNDERGROUND FOOTAGE		
COAX FOOTAGE		ACBS TOTAL
PLANT MILES		ACBC TOTAL
FIBER FOOTAGE		HOUSE COUNT

N

CONFIDENTIAL
DISCLOSE AND DISTRIBUTE SOLELY TO EMPLOYEES OF CLICK! NETWORK AND ITS AFFILIATES HAVING A NEED TO KNOW

TACOMA POWER
TACOMA PUBLIC UTILITIES

DESIGN	
SUBMITTED	
DATE	NO SCALE
SCALE	
SUPERVISING ENGINEER	
APPROVED	
MAP NUMBER	SEC32
APPROVING ENGINEER	


SEC33A
SEC33A
SEC33A
SEC33A
SEC33B
SEC33C
SEC33D
SEC33D
SEC33D
PSE
PSE
128 ST E
129 ST E
130 ST E
131 ST E
132 ST E
133 ST E
134 ST E
135 ST E
136 ST E
137 ST E
138 ST E
139 ST E
140 ST E
141 ST E
142 ST E
143 ST E
144 ST E
126 ST CT E
127 ST CT E
128 ST CT E
132 ST CT E
133 ST CT E
134 ST CT E
135 ST CT E
136 ST CT E
137 ST CT E
138 ST CT E
139 ST CT E
140 ST CT E
141 ST CT E
142 ST CT E
143 ST CT E
144 ST CT E
99 AVE E
100 AVE E
101 AVE E
102 AVE E
103 AVE E
104 AVE E
105 AVE E
106 AVE E
107 AVE E
108 AVE E
109 AVE E
110 AVE E
111 AVE E
112 AVE E
113 AVE E
114 AVE E
115 AVE E
116 AVE E
117 AVE E
118 AVE E
119 AVE E
120 AVE E
121 AVE E
122 AVE E
123 AVE E
124 AVE E
125 AVE E
126 AVE E
127 AVE E
128 AVE E
129 AVE E
130 AVE E
131 AVE E
132 AVE E
133 AVE E
134 AVE E
135 AVE E
136 AVE E
137 AVE E
138 AVE E
139 AVE E
140 AVE E
141 AVE E
142 AVE E
143 AVE E
144 AVE E
ARIZONA AVE E
ARIZONA PL E
ARIZONA WAY E
ARIZONA CT E
ARIZONA DR E
ARIZONA LOOP E
ARIZONA RD E
ARIZONA TER E
ARIZONA CIR E
ARIZONA PKWY E
ARIZONA ST E
ARIZONA BLVD E
ARIZONA PL CT E
ARIZONA WAY CT E
ARIZONA CT CT E
ARIZONA DR CT E
ARIZONA LOOP CT E
ARIZONA RD CT E
ARIZONA TER CT E
ARIZONA CIR CT E
ARIZONA PKWY CT E
ARIZONA ST CT E
ARIZONA BLVD CT E
PRIVATE
PRIVATE
PRIVATE



COUNT	SYMBOL	ANCHORING SYMBOLS
		GUY
		SIDEWALK GUY
		NEED GUY
		NEED SIDEWALK GUY
		OVERHEAD GUY
		POLE-TO-POLE GUY
		ROCK GUY
		BUILDING GUY
		PUSH POLE

COUNT	SYMBOL	UNDERGROUND SYMBOLS
		SMALL PEDESTAL
		MEDIUM PEDESTAL
		LARGE PEDESTAL
		NODE PEDESTAL
		SMALL FLUSH MOUNT VAULT
		MEDIUM FLUSH MOUNT VAULT
		LARGE FLUSH MOUNT VAULT
		LARGE CONCRETE VAULT
		MDU LOCK BOX

COUNT	SYMBOL	POLE SYMBOLS
		POWER POLE
		POWER POLE w/ TRANSFORMER
		JOINT POLE
		JOINT POLE w/ TRANSFORMER
		TELCO POLE
		OTHER POLE
		CATV POLE
		RISER
		TOTAL POLES

SYMBOL	MAP SYMBOLS
LD:185'	AERIAL LONG DROP & LENGTH
LD	UNDERGROUND LONG DROP
	AERIAL HOUSE DROP
	UNDERGROUND DROP FROM POLE

CABLE SYMBOLS		
COAXIAL CABLE	STRAND	
CAN-WE-SERVE	0.75" CONDUIT	
FIBER OPTIC CABLE	1.25" CONDUIT	
NODE BOUNDARY	2.0" CONDUIT	
NODE LEG BOUNDARY	2.5" CONDUIT	
TERMINATED CABLE	4.0" CONDUIT	
SPARE CABLE		
COAXIAL SPLICE		
POWER BLOCK		

SYMBOL	DESIGN SYMBOLS	SYMBOL	DESIGN SYMBOLS
	HUB		.715 TO F
	HEADEND		CHASSIS TO F
	OPTICAL RECEIVER		STANDBY POWER SUPPLY
	FIBER SPLICE		POWER INSERTER
200	FIBER STORAGE		DIST. MINI-BRIDGER
	2 PORT TAP		LINE EXTENDER
	4 PORT TAP		DIRECTIONAL COUPLER
	8 PORT TAP	2	TWO WAY SPLITTER
	TELEPHONE TAP	3	THREE WAY SPLITTER
HT	HOT TAP		
*	INDICATES TAP VALUE		

COUNT	SYMBOL	UNITS PASSED
	3	TOTAL HOMES
	C	TOTAL COMMERCIALS
	B	TOTAL MDUs
	I	TOTAL INSTITUTIONS

NOTES:
- C: CLEARANCE ISSUES
- E: EASEMENT ISSUES
- P: POLE CHANGE OUT
- V: VACANT
- NP: NO POTENTIAL
- NB: NOT BUILDABLE

PLANT STATISTICS			
0.75" CONDUIT FOOTAGE		AERIAL FOOTAGE	
1.25" CONDUIT FOOTAGE		CAN-WE-SERVE FOOTAGE	
2" CONDUIT FOOTAGE			
2.5" CONDUIT FOOTAGE			
4" CONDUIT FOOTAGE			
UNDERGROUND FOOTAGE			
COAX FOOTAGE		ACBS TOTAL	
PLANT MILES		ACBC TOTAL	
FIBER FOOTAGE		HOUSE COUNT	

N

CONFIDENTIAL
DISCLOSE AND DISTRIBUTE SOLELY TO EMPLOYEES OF CLICK! NETWORK AND ITS AFFILIATES HAVING A NEED TO KNOW

TACOMA POWER
TACOMA PUBLIC UTILITIES

DESIGN
SUBMITTED
DATE
NO SCALE
SCALE
SUPERVISING ENGINEER
APPROVED
MAP NUMBER
SEC34
APPROVING ENGINEER

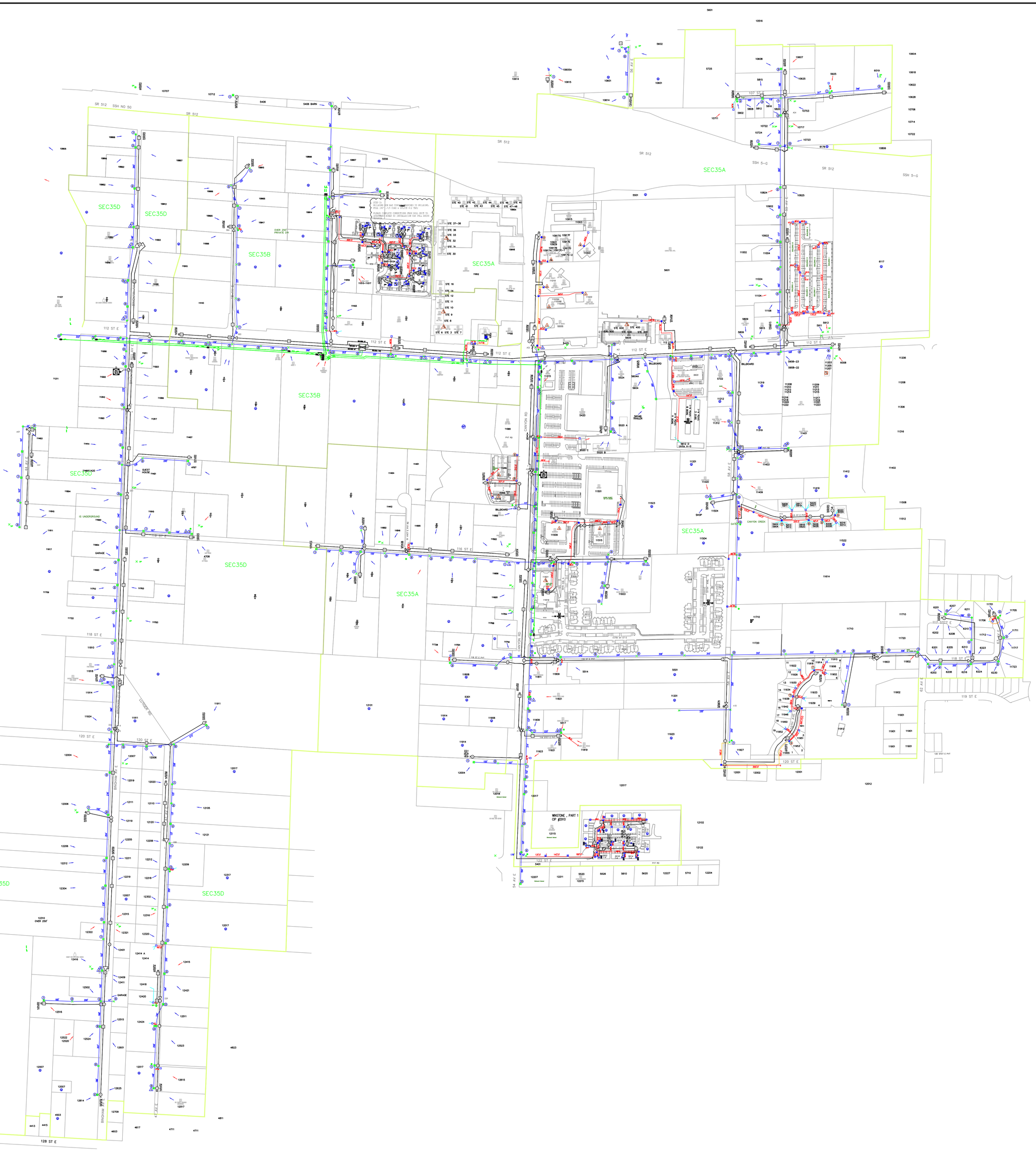

COUNT	SYMBOL	ANCHORING SYMBOLS
		GUY
		SIDEWALK GUY
		NEED GUY
		NEED SIDEWALK GUY
	//	OVERHEAD GUY
	>	POLE-TO-POLE GUY
		ROCK GUY
		BUILDING GUY
	◦	PUSH POLE

COUNT	SYMBOL	UNDERGROUND SYMBOLS
		SMALL PEDESTAL
		MEDIUM PEDESTAL
		LARGE PEDESTAL
		NODE PEDESTAL
		SMALL FLUSH MOUNT VAULT
		MEDIUM FLUSH MOUNT VAULT
		LARGE FLUSH MOUNT VAULT
		LARGE CONCRETE VAULT
		MDU LOCK BOX

COUNT	SYMBOL	POLE SYMBOLS
		POWER POLE
		POWER POLE w/ TRANSFORMER
		JOINT POLE
		JOINT POLE w/ TRANSFORMER
		TELCO POLE
		OTHER POLE
		CATV POLE
		RISER
		TOTAL POLES

SYMBOL	MAP SYMBOLS
LD:185'	AERIAL LONG DROP & LENGTH
LD	UNDERGROUND LONG DROP
	AERIAL HOUSE DROP
	UNDERGROUND DROP FROM POLE

CABLE SYMBOLS			
COAXIAL CABLE		STRAND	
CAN-WE-SERVE		0.75" CONDUIT	
FIBER OPTIC CABLE		1.25" CONDUIT	
NODE BOUNDARY		2.0" CONDUIT	
NODE LEG BOUNDARY		2.5" CONDUIT	
SPARE CABLE		4.0" CONDUIT	
COAXIAL SPLICE			
POWER BLOCK			

SYMBOL	DESIGN SYMBOLS	SYMBOL	DESIGN SYMBOLS
	HUB		.715 TO F
	HEADEND		CHASSIS TO F
	OPTICAL RECEIVER		STANDBY POWER SUPPLY
	FIBER SPLICE		POWER INSERTER
200	FIBER STORAGE		DIST. MINI-BRIDGER
	2 PORT TAP		LINE EXTENDER
	4 PORT TAP		DIRECTIONAL COUPLER
	8 PORT TAP		TWO WAY SPLITTER
	TELEPHONE TAP		THREE WAY SPLITTER
HT	HOT TAP		
*	INDICATES TAP VALUE		

COUNT	SYMBOL	UNITS PASSED
	3	TOTAL HOMES
	C	TOTAL COMMERCIALS
	D	TOTAL MDUs
	I	TOTAL INSTITUTIONS

NOTES:
- C: CLEARANCE ISSUES
- E: EASEMENT ISSUES
- P: POLE CHANGE OUT
- V: VACANT
- NP: NO POTENTIAL
- NB: NOT BUILDABLE

PLANT STATISTICS			
0.75" CONDUIT FOOTAGE		AERIAL FOOTAGE	
1.25" CONDUIT FOOTAGE		CAN-WE-SERVE FOOTAGE	
2" CONDUIT FOOTAGE			
2.5" CONDUIT FOOTAGE			
4" CONDUIT FOOTAGE			
UNDERGROUND FOOTAGE			
COAX FOOTAGE		ACBS TOTAL	
PLANT MILES		ACBC TOTAL	
FIBER FOOTAGE		HOUSE COUNT	

N

CONFIDENTIAL
DISCLOSE AND DISTRIBUTE SOLELY TO EMPLOYEES OF CLICK! NETWORK AND ITS AFFILIATES HAVING A NEED TO KNOW

TACOMA POWER
TACOMA PUBLIC UTILITIES

DESIGN	
SUBMITTED	
DATE	SCALE: NO SCALE
SUPERVISING ENGINEER	MAP NUMBER
APPROVED	SEC35
APPROVING ENGINEER	



COUNT	SYMBOL	ANCHORING SYMBOLS
		GUY
		SIDEWALK GUY
		NEED GUY
		NEED SIDEWALK GUY
		OVERHEAD GUY
		POLE-TO-POLE GUY
		ROCK GUY
		BUILDING GUY
		PUSH POLE

COUNT	SYMBOL	UNDERGROUND SYMBOLS
		SMALL PEDESTAL
		MEDIUM PEDESTAL
		LARGE PEDESTAL
		NODE PEDESTAL
		SMALL FLUSH MOUNT VAULT
		MEDIUM FLUSH MOUNT VAULT
		LARGE FLUSH MOUNT VAULT
		LARGE CONCRETE VAULT
		MDU LOCK BOX

COUNT	SYMBOL	POLE SYMBOLS
		POWER POLE
		POWER POLE w/ TRANSFORMER
		JOINT POLE
		JOINT POLE w/ TRANSFORMER
		TELCO POLE
		OTHER POLE
		CATV POLE
		RISER
		TOTAL POLES

SYMBOL	MAP SYMBOLS
LD:185'	AERIAL LONG DROP & LENGTH
LD	UNDERGROUND LONG DROP
	AERIAL HOUSE DROP
	UNDERGROUND DROP FROM POLE

CABLE SYMBOLS			
COAXIAL CABLE		STRAND	
CAN-WE-SERVE		0.75" CONDUIT	
FIBER OPTIC CABLE		1.25" CONDUIT	
NODE BOUNDARY		2.0" CONDUIT	
NODE LEG BOUNDARY		2.5" CONDUIT	
TERMINATED CABLE		4.0" CONDUIT	
SPARE CABLE			
COAXIAL SPLICE			
POWER BLOCK			

SYMBOL	DESIGN SYMBOLS
	HUB
	HEADEND
	OPTICAL RECEIVER
	FIBER SPLICE
	FIBER STORAGE
	2 PORT TAP
	4 PORT TAP
	8 PORT TAP
	TELEPHONE TAP
HT	HOT TAP
*	INDICATES TAP VALUE

SYMBOL	DESIGN SYMBOLS
	.75 TO F
	CHASSIS TO F
	STANDBY POWER SUPPLY
	POWER INSERTER
	DIST. MINI-BRIDGER
	LINE EXTENDER
	DIRECTIONAL COUPLER
	TWO WAY SPLITTER
	THREE WAY SPLITTER

NOTES:
- (C) CLEARANCE ISSUES
- (E) EASEMENT ISSUES
- (P) POLE CHANGE OUT
- (V) VACANT
- (NP) NO POTENTIAL
- (NB) NOT BUILDABLE

COUNT	SYMBOL	UNITS PASSED
		TOTAL HOMES
		TOTAL COMMERCIALS
		TOTAL MDUs
		TOTAL INSTITUTIONS

PLANT STATISTICS		
0.75" CONDUIT FOOTAGE		AERIAL FOOTAGE
1.25" CONDUIT FOOTAGE		CAN-WE-SERVE FOOTAGE
2" CONDUIT FOOTAGE		
2.5" CONDUIT FOOTAGE		
4" CONDUIT FOOTAGE		
UNDERGROUND FOOTAGE		
COAX FOOTAGE		ACBS TOTAL
PLANT MILES		ACBC TOTAL
FIBER FOOTAGE		HOUSE COUNT

N

CONFIDENTIAL
DISCLOSE AND DISTRIBUTE SOLELY TO EMPLOYEES OF CLICK! NETWORK AND ITS AFFILIATES HAVING A NEED TO KNOW

TACOMA POWER
TACOMA PUBLIC UTILITIES

DESIGN
SUBMITTED
DATE
NO SCALE
SCALE
SUPERVISING ENGINEER
APPROVED
MAP NUMBER
SEC36
APPROVING ENGINEER

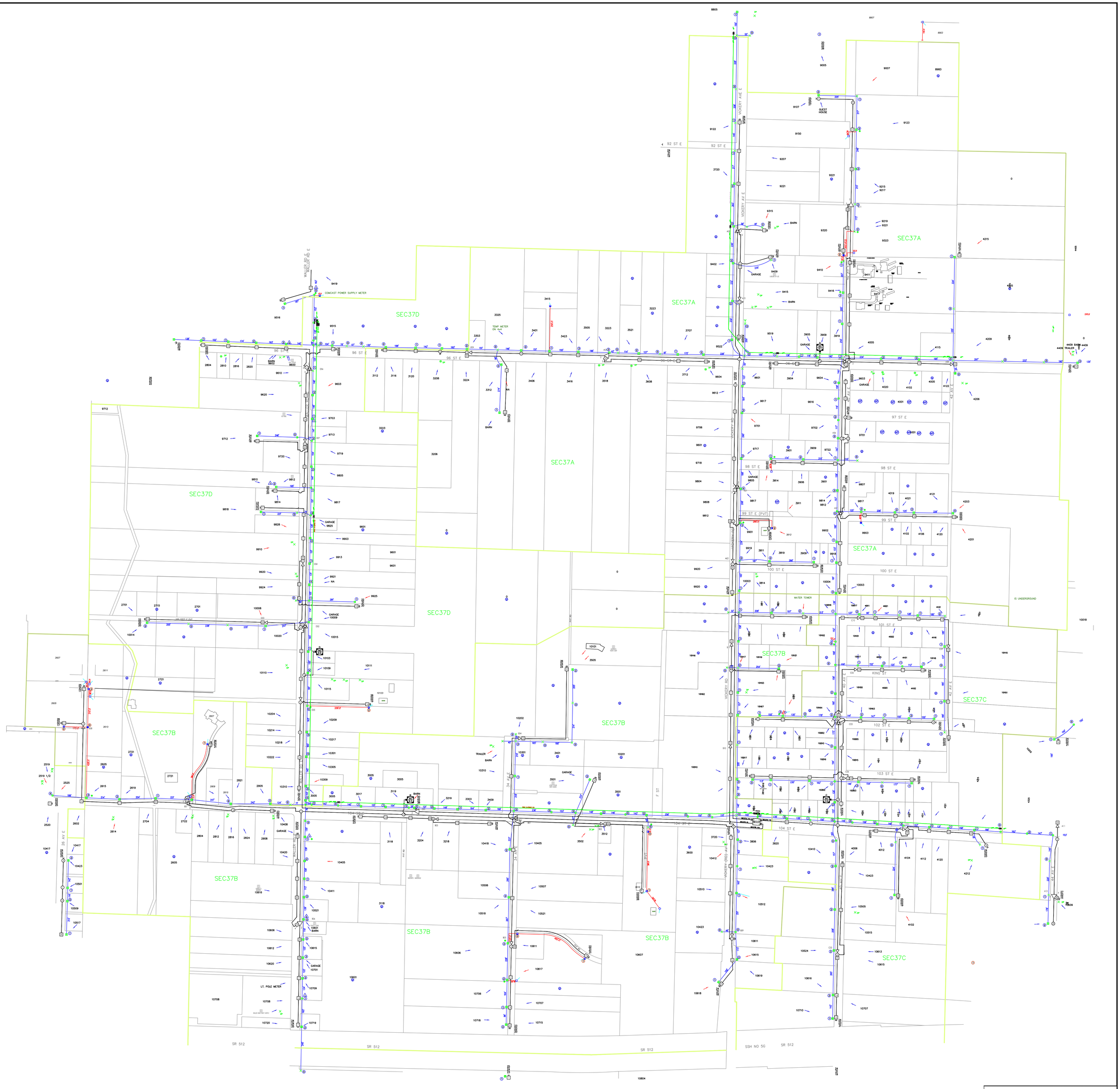

COUNT	SYMBOL	ANCHORING SYMBOLS
		GUY
		SIDEWALK GUY
		NEED GUY
		NEED SIDEWALK GUY
		OVERHEAD GUY
		POLE-TO-POLE GUY
		ROCK GUY
		BUILDING GUY
		PUSH POLE

COUNT	SYMBOL	UNDERGROUND SYMBOLS
		SMALL PEDESTAL
		MEDIUM PEDESTAL
		LARGE PEDESTAL
		NODE PEDESTAL
		SMALL FLUSH MOUNT VAULT
		MEDIUM FLUSH MOUNT VAULT
		LARGE FLUSH MOUNT VAULT
		LARGE CONCRETE VAULT
		MDU LOCK BOX

COUNT	SYMBOL	POLE SYMBOLS
		POWER POLE
		POWER POLE w/ TRANSFORMER
		JOINT POLE
		JOINT POLE w/ TRANSFORMER
		TELCO POLE
		OTHER POLE
		CATV POLE
		RISER
		TOTAL POLES

SYMBOL	MAP SYMBOLS
LD:185'	AERIAL LONG DROP & LENGTH
LD	UNDERGROUND LONG DROP
	AERIAL HOUSE DROP
	UNDERGROUND DROP FROM POLE

CABLE SYMBOLS			
COAXIAL CABLE		STRAND	
CAN-WE-SERVE		0.75" CONDUIT	
FIBER OPTIC CABLE		1.25" CONDUIT	
NODE BOUNDARY		2.0" CONDUIT	
NODE LEG BOUNDARY		2.5" CONDUIT	
TERMINATED CABLE		4.0" CONDUIT	
SPARE CABLE			
COAXIAL SPLICE			
POWER BLOCK			

SYMBOL	DESIGN SYMBOLS	SYMBOL	DESIGN SYMBOLS
	HUB		.715 TO F
	HEADEND		CHASSIS TO F
OPT RCVR	OPTICAL RECEIVER		STANDBY POWER SUPPLY
	FIBER SPLICE		POWER INSERTER
200	FIBER STORAGE		DIST. MINI-BRIDGER
	2 PORT TAP		LINE EXTENDER
	4 PORT TAP		DIRECTIONAL COUPLER
	8 PORT TAP		TWO WAY SPLITTER
	TELEPHONE TAP		THREE WAY SPLITTER
HT	HOT TAP		
*	INDICATES TAP VALUE		

NOTES:
- C — CLEARANCE ISSUES
- E — EASEMENT ISSUES
- P — POLE CHANGE OUT
- V — VACANT
- NP — NO POTENTIAL
- NB — NOT BUILDABLE

COUNT	SYMBOL	UNITS PASSED
		TOTAL HOMES
		TOTAL COMMERCIALS
		TOTAL MDUs
		TOTAL INSTITUTIONS

PLANT STATISTICS			
0.75" CONDUIT FOOTAGE		AERIAL FOOTAGE	
1.25" CONDUIT FOOTAGE		CAN-WE-SERVE FOOTAGE	
2" CONDUIT FOOTAGE			
2.5" CONDUIT FOOTAGE			
4" CONDUIT FOOTAGE			
UNDERGROUND FOOTAGE			
COAX FOOTAGE		ACBS TOTAL	
PLANT MILES		ACBC TOTAL	
FIBER FOOTAGE		HOUSE COUNT	

N

CONFIDENTIAL
DISCLOSE AND DISTRIBUTE SOLELY TO EMPLOYEES OF CLICK! NETWORK AND ITS AFFILIATES HAVING A NEED TO KNOW

TACOMA POWER
TACOMA PUBLIC UTILITIES

DESIGN	
SUBMITTED	
DATE	NO SCALE
SCALE	
SUPERVISING ENGINEER	
APPROVED	MAP NUMBER
APPROVING ENGINEER	SEC37

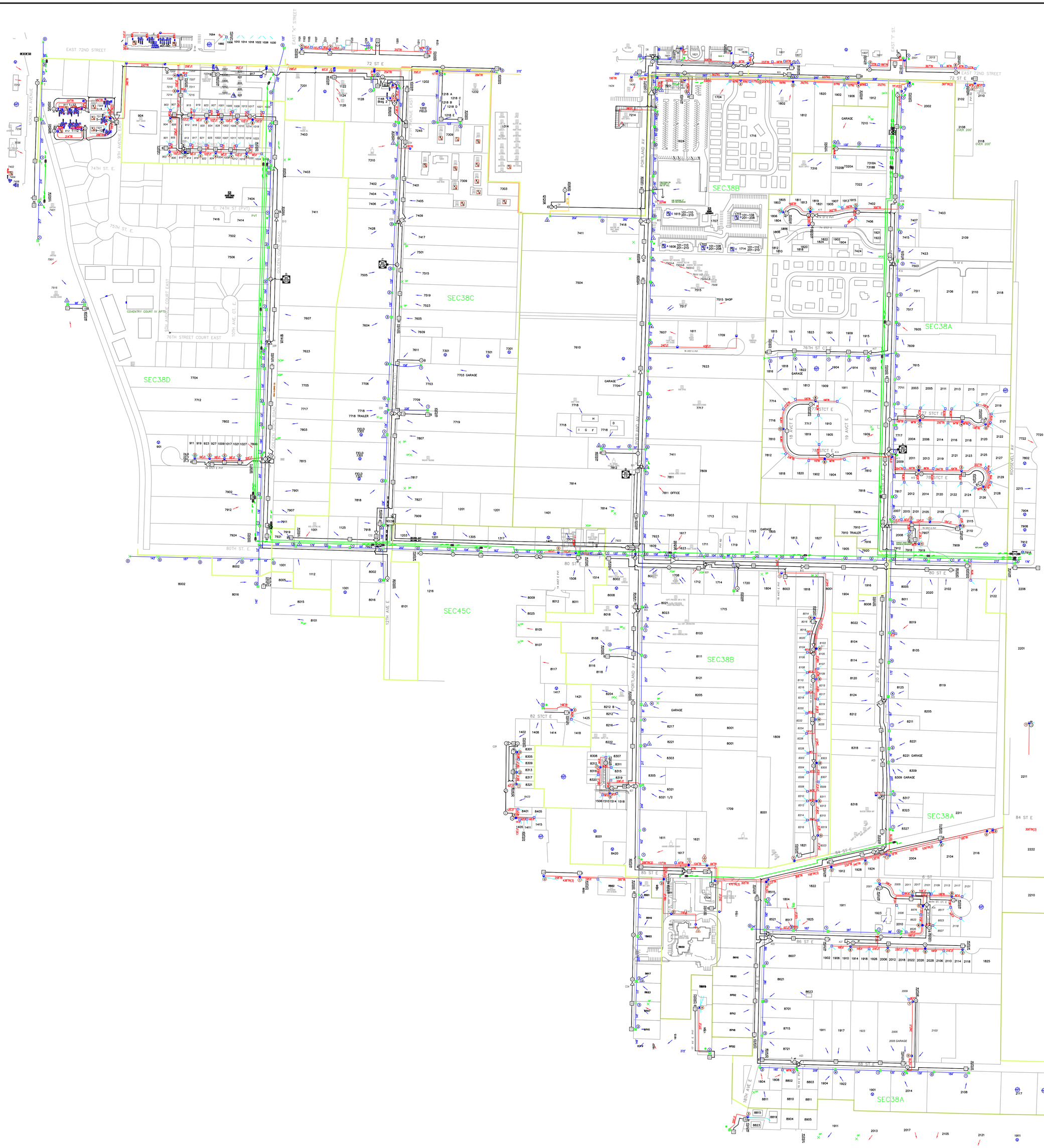

COUNT	SYMBOL	ANCHORING SYMBOLS
		GUY
		SIDEWALK GUY
		NEED GUY
		NEED SIDEWALK GUY
		OVERHEAD GUY
		POLE-TO-POLE GUY
		ROCK GUY
		BUILDING GUY
		PUSH POLE

COUNT	SYMBOL	UNDERGROUND SYMBOLS
		SMALL PEDESTAL
		MEDIUM PEDESTAL
		LARGE PEDESTAL
		NODE PEDESTAL
		SMALL FLUSH MOUNT VAULT
		MEDIUM FLUSH MOUNT VAULT
		LARGE FLUSH MOUNT VAULT
		LARGE CONCRETE VAULT
		MDU LOCK BOX

COUNT	SYMBOL	POLE SYMBOLS
		POWER POLE
		POWER POLE w/ TRANSFORMER
		JOINT POLE
		JOINT POLE w/ TRANSFORMER
		TELCO POLE
		OTHER POLE
		CATV POLE
		RISER
		TOTAL POLES

SYMBOL	MAP SYMBOLS
LD:185'	AERIAL LONG DROP & LENGTH
LD	UNDERGROUND LONG DROP
	AERIAL HOUSE DROP
	UNDERGROUND DROP FROM POLE

CABLE SYMBOLS			
COAXIAL CABLE		STRAND	
CAN-WE-SERVE		0.75" CONDUIT	
FIBER OPTIC CABLE		1.25" CONDUIT	
NODE BOUNDARY		2.0" CONDUIT	
NODE LEG BOUNDARY		2.5" CONDUIT	
TERMINATED CABLE		4.0" CONDUIT	
SPARE CABLE			
COAXIAL SPLICE			
POWER BLOCK			

SYMBOL	DESIGN SYMBOLS
	HUB
	HEADEND
	OPTICAL RECEIVER
	FIBER SPLICE
200	FIBER STORAGE
	2 PORT TAP
	4 PORT TAP
	8 PORT TAP
	TELEPHONE TAP
HT	HOT TAP
*	INDICATES TAP VALUE

SYMBOL	DESIGN SYMBOLS
	.715 TO F
	CHASSIS TO F
	STANDBY POWER SUPPLY
	POWER INSERTER
	DIST. MINI-BRIDGER
	LINE EXTENDER
	DIRECTIONAL COUPLER
	TWO WAY SPLITTER
	THREE WAY SPLITTER

NOTES:

- (C) CLEARANCE ISSUES
- (E) EASEMENT ISSUES
- (P) POLE CHANGE OUT
- (V) VACANT
- (NP) NO POTENTIAL
- (NB) NOT BUILDABLE

COUNT	SYMBOL	UNITS PASSED
	3	TOTAL HOMES
	C	TOTAL COMMERCIALS
	2	TOTAL MDUs
	I	TOTAL INSTITUTIONS

PLANT STATISTICS			
0.75" CONDUIT FOOTAGE		AERIAL FOOTAGE	
1.25" CONDUIT FOOTAGE		CAN-WE-SERVE FOOTAGE	
2" CONDUIT FOOTAGE			
2.5" CONDUIT FOOTAGE			
4" CONDUIT FOOTAGE			
UNDERGROUND FOOTAGE			
COAX FOOTAGE		ACBS TOTAL	
PLANT MILES		ACBC TOTAL	
FIBER FOOTAGE		HOUSE COUNT	

N

CONFIDENTIAL
DISCLOSE AND DISTRIBUTE SOLELY TO EMPLOYEES OF CLICK! NETWORK AND ITS AFFILIATES HAVING A NEED TO KNOW

TACOMA POWER
TACOMA PUBLIC UTILITIES

DESIGN	
SUBMITTED	
DATE	NO SCALE
SCALE	
SUPERVISING ENGINEER	MAP NUMBER
APPROVED	SEC38
APPROVING ENGINEER	



COUNT	SYMBOL	ANCHORING SYMBOLS
		GUY
		SIDEWALK GUY
		NEED GUY
		NODE PEDESTAL
		NEED SIDEWALK GUY
		OVERHEAD GUY
		SMALL FLUSH MOUNT VAULT
		POLE-TO-POLE GUY
		MEDIUM FLUSH MOUNT VAULT
		ROCK GUY
		LARGE FLUSH MOUNT VAULT
		BUILDING GUY
		LARGE CONCRETE VAULT
		PUSH POLE

COUNT	SYMBOL	UNDERGROUND SYMBOLS
		SMALL PEDESTAL
		MEDIUM PEDESTAL
		LARGE PEDESTAL
		NODE PEDESTAL
		SMALL FLUSH MOUNT VAULT
		MEDIUM FLUSH MOUNT VAULT
		LARGE FLUSH MOUNT VAULT
		LARGE CONCRETE VAULT
		MDU LOCK BOX

COUNT	SYMBOL	POLE SYMBOLS
		POWER POLE
		POWER POLE w/ TRANSFORMER
		JOINT POLE
		JOINT POLE w/ TRANSFORMER
		TELCO POLE
		OTHER POLE
		CATV POLE
		RISER
		TOTAL POLES

SYMBOL	MAP SYMBOLS
LD:185'	AERIAL LONG DROP & LENGTH
LD	UNDERGROUND LONG DROP
	AERIAL HOUSE DROP
	UNDERGROUND DROP FROM POLE

CABLE SYMBOLS			
COAXIAL CABLE		STRAND	
CAN-WE-SERVE		0.75" CONDUIT	
FIBER OPTIC CABLE		1.25" CONDUIT	
NODE BOUNDARY		2.0" CONDUIT	
NODE LEG BOUNDARY		2.5" CONDUIT	
TERMINATED CABLE		4.0" CONDUIT	
SPARE CABLE			
COAXIAL SPLICE			
POWER BLOCK			

SYMBOL	DESIGN SYMBOLS	SYMBOL	DESIGN SYMBOLS
	HUB		.715 TO F
	HEADEND		CHASSIS TO F
	OPTICAL RECEIVER		STANDBY POWER SUPPLY
	FIBER SPLICE		POWER INSERTER
200	FIBER STORAGE		DIST. MINI-BRIDGER
	2 PORT TAP		LINE EXTENDER
	4 PORT TAP		DIRECTIONAL COUPLER
	8 PORT TAP		TWO WAY SPLITTER
	TELEPHONE TAP		THREE WAY SPLITTER
HT	HOT TAP		
*	INDICATES TAP VALUE		

NOTES:
- (C) CLEARANCE ISSUES
- (E) EASEMENT ISSUES
- (P) POLE CHANGE OUT
- (V) VACANT
- (NP) NO POTENTIAL
- (NB) NOT BUILDABLE

COUNT	SYMBOL	UNITS PASSED
		TOTAL HOMES
		TOTAL COMMERCIALS
		TOTAL MDUs
		TOTAL INSTITUTIONS

PLANT STATISTICS			
0.75" CONDUIT FOOTAGE		AERIAL FOOTAGE	
1.25" CONDUIT FOOTAGE		CAN-WE-SERVE FOOTAGE	
2" CONDUIT FOOTAGE			
2.5" CONDUIT FOOTAGE			
4" CONDUIT FOOTAGE			
UNDERGROUND FOOTAGE			
COAX FOOTAGE		ACBS TOTAL	
PLANT MILES		ACBC TOTAL	
FIBER FOOTAGE		HOUSE COUNT	

N

CONFIDENTIAL
DISCLOSE AND DISTRIBUTE SOLELY TO EMPLOYEES OF CLICK! NETWORK AND ITS AFFILIATES HAVING A NEED TO KNOW

TACOMA POWER
TACOMA PUBLIC UTILITIES

SUBMITTED	DESIGN
SUPERVISING ENGINEER	DATE: NO SCALE
APPROVED	SCALE
APPROVING ENGINEER	MAP NUMBER: SEC39

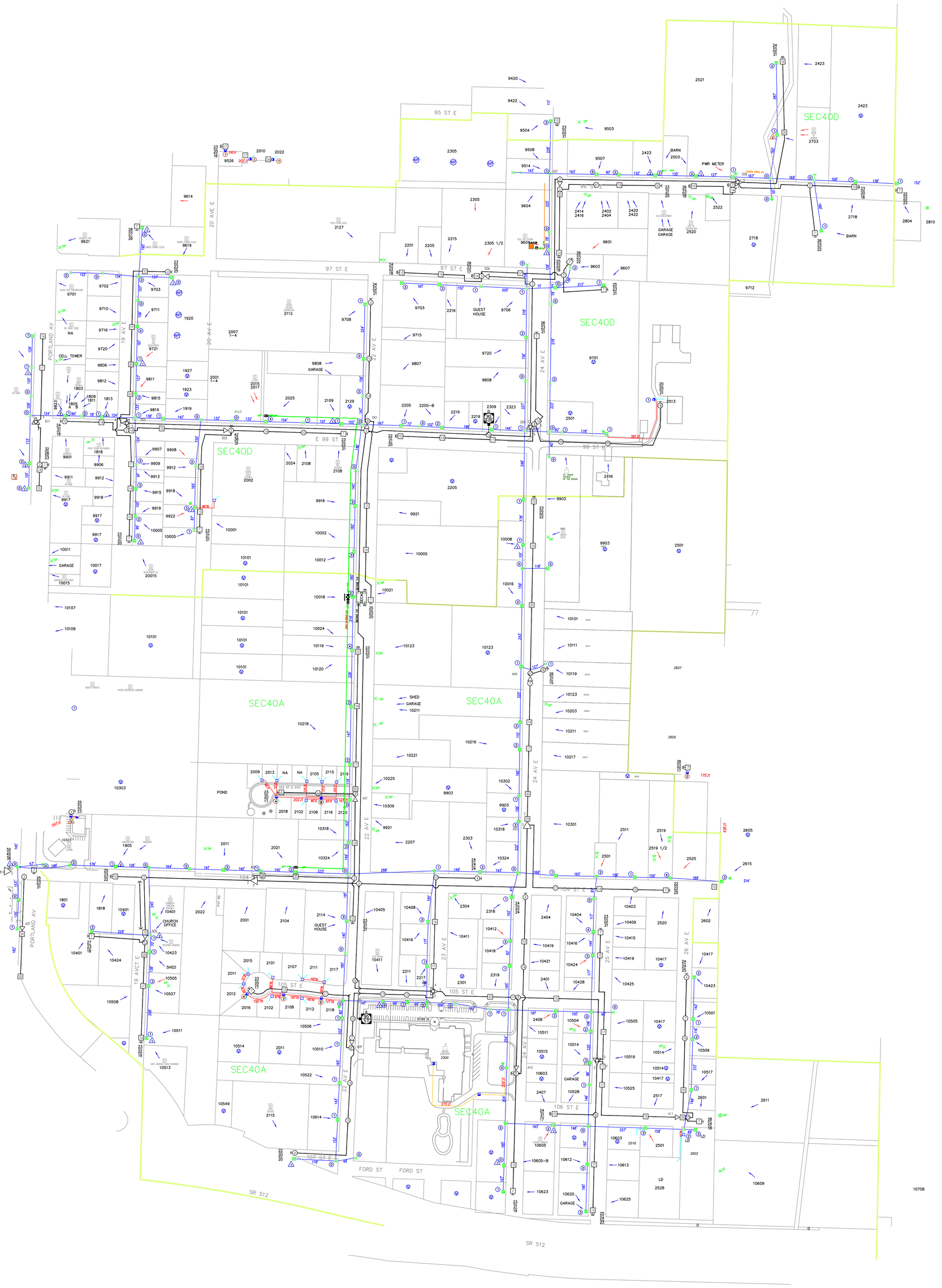

COUNT	SYMBOL	ANCHORING SYMBOLS
		GUY
		SIDEWALK GUY
		NEED GUY
		NEED SIDEWALK GUY
		OVERHEAD GUY
		POLE-TO-POLE GUY
		ROCK GUY
		BUILDING GUY
		PUSH POLE

COUNT	SYMBOL	UNDERGROUND SYMBOLS
		SMALL PEDESTAL
		MEDIUM PEDESTAL
		LARGE PEDESTAL
		NODE PEDESTAL
		SMALL FLUSH MOUNT VAULT
		MEDIUM FLUSH MOUNT VAULT
		LARGE FLUSH MOUNT VAULT
		LARGE CONCRETE VAULT
		MDU LOCK BOX

COUNT	SYMBOL	POLE SYMBOLS
		POWER POLE
		POWER POLE w/ TRANSFORMER
		JOINT POLE
		JOINT POLE w/ TRANSFORMER
		TELCO POLE
		OTHER POLE
		CATV POLE
		RISER
		TOTAL POLES

SYMBOL	MAP SYMBOLS
LD:185'	AERIAL LONG DROP & LENGTH
LD	UNDERGROUND LONG DROP
	AERIAL HOUSE DROP
	UNDERGROUND DROP FROM POLE

CABLE SYMBOLS		
COAXIAL CABLE	STRAND	
CAN-WE-SERVE	0.75" CONDUIT	
FIBER OPTIC CABLE	1.25" CONDUIT	
NODE BOUNDARY	2.0" CONDUIT	
NODE LEG BOUNDARY	2.5" CONDUIT	
TERMINATED CABLE	4.0" CONDUIT	
SPARE CABLE		
COAXIAL SPLICE		
POWER BLOCK		

SYMBOL	DESIGN SYMBOLS	SYMBOL	DESIGN SYMBOLS
	HUB		.715 TO F
	HEADEND		CHASSIS TO F
	OPTICAL RECEIVER		STANDBY POWER SUPPLY
	FIBER SPLICE		POWER INSERTER
200	FIBER STORAGE		DIST. MINI-BRIDGER
	2 PORT TAP		LINE EXTENDER
	4 PORT TAP		DIRECTIONAL COUPLER
	8 PORT TAP		TWO WAY SPLITTER
	TELEPHONE TAP		THREE WAY SPLITTER
HT	HOT TAP		
*	INDICATES TAP VALUE		

COUNT	SYMBOL	UNITS PASSED
		TOTAL HOMES
		TOTAL COMMERCIALS
		TOTAL MDUs
		TOTAL INSTITUTIONS

NOTES:
- C: CLEARANCE ISSUES
- E: EASEMENT ISSUES
- P: POLE CHANGE OUT
- V: VACANT
- NP: NO POTENTIAL
- NB: NOT BUILDABLE

PLANT STATISTICS			
0.75" CONDUIT FOOTAGE		AERIAL FOOTAGE	
1.25" CONDUIT FOOTAGE		CAN-WE-SERVE FOOTAGE	
2" CONDUIT FOOTAGE			
2.5" CONDUIT FOOTAGE			
4" CONDUIT FOOTAGE			
UNDERGROUND FOOTAGE			
COAX FOOTAGE		ACBS TOTAL	
PLANT MILES		ACBC TOTAL	
FIBER FOOTAGE		HOUSE COUNT	

N

CONFIDENTIAL
DISCLOSE AND DISTRIBUTE SOLELY TO EMPLOYEES OF CLICK! NETWORK AND ITS AFFILIATES HAVING A NEED TO KNOW

TACOMA POWER
TACOMA PUBLIC UTILITIES

DESIGN
SUBMITTED
DATE
SCALE: NO SCALE
SUPERVISING ENGINEER
APPROVED
APPROVING ENGINEER
MAP NUMBER: SEC40



COUNT	SYMBOL	ANCHORING SYMBOLS
		GUY
		SIDEWALK GUY
		NEED GUY
		NEED SIDEWALK GUY
	//	OVERHEAD GUY
	>	POLE-TO-POLE GUY
		ROCK GUY
		BUILDING GUY
	○	PUSH POLE

COUNT	SYMBOL	UNDERGROUND SYMBOLS
		SMALL PEDESTAL
		MEDIUM PEDESTAL
		LARGE PEDESTAL
		NODE PEDESTAL
		SMALL FLUSH MOUNT VAULT
		MEDIUM FLUSH MOUNT VAULT
		LARGE FLUSH MOUNT VAULT
		LARGE CONCRETE VAULT
		MDU LOCK BOX

COUNT	SYMBOL	POLE SYMBOLS
		POWER POLE
		POWER POLE w/ TRANSFORMER
		JOINT POLE
		JOINT POLE w/ TRANSFORMER
		TELCO POLE
		OTHER POLE
		CATV POLE
	R	RISER
		TOTAL POLES

SYMBOL	MAP SYMBOLS
LD:185'	AERIAL LONG DROP & LENGTH
LD	UNDERGROUND LONG DROP
	AERIAL HOUSE DROP
	UNDERGROUND DROP FROM POLE

CABLE SYMBOLS			
COAXIAL CABLE		STRAND	
CAN-WE-SERVE		0.75" CONDUIT	
FIBER OPTIC CABLE		1.25" CONDUIT	
NODE BOUNDARY		2.0" CONDUIT	
NODE LEG BOUNDARY		2.5" CONDUIT	
TERMINATED CABLE		4.0" CONDUIT	
SPARE CABLE			
COAXIAL SPLICE			
POWER BLOCK			

SYMBOL	DESIGN SYMBOLS
	HUB
	HEADEND
	OPTICAL RECEIVER
	FIBER SPLICE
200	FIBER STORAGE
	2 PORT TAP
	4 PORT TAP
	8 PORT TAP
	TELEPHONE TAP
HT	HOT TAP
*	INDICATES TAP VALUE

SYMBOL	DESIGN SYMBOLS
	.715 TO F
	CHASSIS TO F
	STANDBY POWER SUPPLY
	POWER INSERTER
	DIST. MINI-BRIDGER
	LINE EXTENDER
	DIRECTIONAL COUPLER
	TWO WAY SPLITTER
	THREE WAY SPLITTER

NOTES:

- (C) CLEARANCE ISSUES
- (E) EASEMENT ISSUES
- (P) POLE CHANGE OUT
- (V) VACANT
- (NP) NO POTENTIAL
- (NB) NOT BUILDABLE

COUNT	SYMBOL	UNITS PASSED
		TOTAL HOMES
		TOTAL COMMERCIALS
		TOTAL MDUs
		TOTAL INSTITUTIONS

PLANT STATISTICS		
0.75" CONDUIT FOOTAGE		AERIAL FOOTAGE
1.25" CONDUIT FOOTAGE		CAN-WE-SERVE FOOTAGE
2" CONDUIT FOOTAGE		
2.5" CONDUIT FOOTAGE		
4" CONDUIT FOOTAGE		
UNDERGROUND FOOTAGE		
COAX FOOTAGE		ACBS TOTAL
PLANT MILES		ACBC TOTAL
FIBER FOOTAGE		HOUSE COUNT

N

CONFIDENTIAL
DISCLOSE AND DISTRIBUTE SOLELY TO EMPLOYEES OF CLICK! NETWORK AND ITS AFFILIATES HAVING A NEED TO KNOW

TACOMA POWER
TACOMA PUBLIC UTILITIES

DESIGN	
SUBMITTED	
DATE	NO SCALE
SCALE	
SUPERVISING ENGINEER	MAP NUMBER
APPROVED	SEC41
APPROVING ENGINEER	

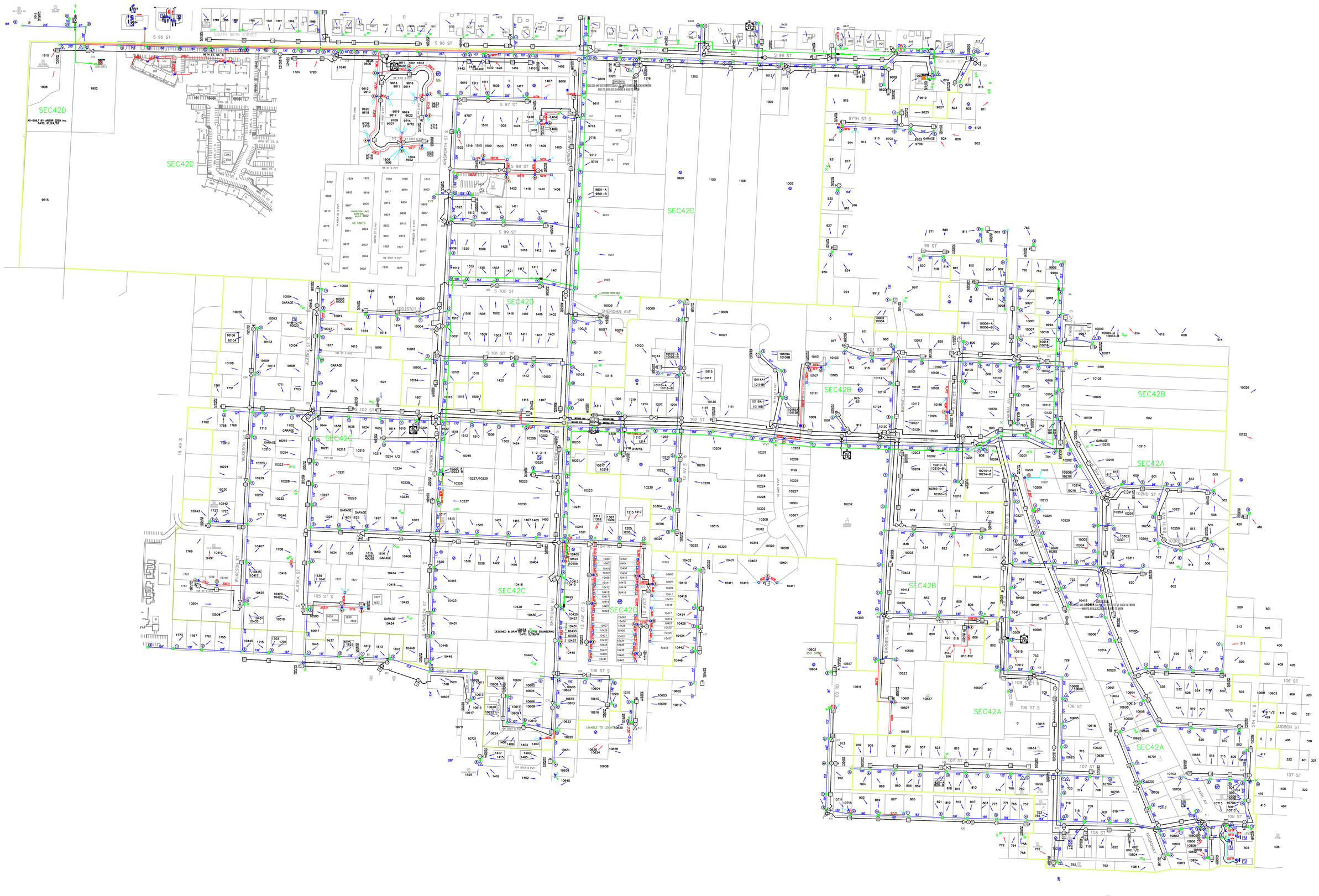

COUNT	SYMBOL	ANCHORING SYMBOLS
		GUY
		SIDEWALK GUY
		NEED GUY
		NEED SIDEWALK GUY
		OVERHEAD GUY
		POLE-TO-POLE GUY
		ROCK GUY
		BUILDING GUY
		PUSH POLE

COUNT	SYMBOL	UNDERGROUND SYMBOLS
		SMALL PEDESTAL
		MEDIUM PEDESTAL
		LARGE PEDESTAL
		NODE PEDESTAL
		SMALL FLUSH MOUNT VAULT
		MEDIUM FLUSH MOUNT VAULT
		LARGE FLUSH MOUNT VAULT
		LARGE CONCRETE VAULT
		MDU LOCK BOX

COUNT	SYMBOL	POLE SYMBOLS
		POWER POLE
		POWER POLE w/ TRANSFORMER
		JOINT POLE
		JOINT POLE w/ TRANSFORMER
		TELCO POLE
		OTHER POLE
		CATV POLE
		RISER
		TOTAL POLES

SYMBOL	MAP SYMBOLS
LD:185'	AERIAL LONG DROP & LENGTH
LD	UNDERGROUND LONG DROP
	AERIAL HOUSE DROP
	UNDERGROUND DROP FROM POLE

CABLE SYMBOLS			
COAXIAL CABLE		STRAND	
CAN-WE-SERVE		0.75" CONDUIT	
FIBER OPTIC CABLE		1.25" CONDUIT	
NODE BOUNDARY		2.0" CONDUIT	
NODE LEG BOUNDARY		2.5" CONDUIT	
TERMINATED CABLE		4.0" CONDUIT	
SPARE CABLE			
COAXIAL SPLICE			
POWER BLOCK			

SYMBOL	DESIGN SYMBOLS
	HUB
	HEADEND
OPTICAL RECEIVER	
	FIBER SPLICE
200'	FIBER STORAGE
	2 PORT TAP
	4 PORT TAP
	8 PORT TAP
	TELEPHONE TAP
HOT	HOT TAP
*	INDICATES TAP VALUE

SYMBOL	DESIGN SYMBOLS
	.715 TO F
	CHASSIS TO F
	STANDBY POWER SUPPLY
	POWER INSERTER
	DIST. MINI-BRIDGER
	LINE EXTENDER
	DIRECTIONAL COUPLER
	TWO WAY SPLITTER
	THREE WAY SPLITTER

NOTES:

- (C) CLEARANCE ISSUES
- (E) EASEMENT ISSUES
- (P) POLE CHANGE OUT
- (V) VACANT
- (NP) NO POTENTIAL
- (NB) NOT BUILDABLE

COUNT	SYMBOL	UNITS PASSED
	3	TOTAL HOMES
	4	TOTAL COMMERCIALS
	24	TOTAL MDUs
	4	TOTAL INSTITUTIONS

PLANT STATISTICS			
0.75" CONDUIT FOOTAGE		AERIAL FOOTAGE	
1.25" CONDUIT FOOTAGE		CAN-WE-SERVE FOOTAGE	
2" CONDUIT FOOTAGE			
2.5" CONDUIT FOOTAGE			
4" CONDUIT FOOTAGE			
UNDERGROUND FOOTAGE			
COAX FOOTAGE		ACBS TOTAL	
PLANT MILES		ACBC TOTAL	
FIBER FOOTAGE		HOUSE COUNT	

N

CONFIDENTIAL
DISCLOSE AND DISTRIBUTE SOLELY TO EMPLOYEES OF CLICK! NETWORK AND ITS AFFILIATES HAVING A NEED TO KNOW

TACOMA POWER
TACOMA PUBLIC UTILITIES

SUBMITTED	DESIGN
SUPERVISING ENGINEER	DATE / SCALE: NO SCALE
APPROVED	MAP NUMBER: SEC42
APPROVING ENGINEER	

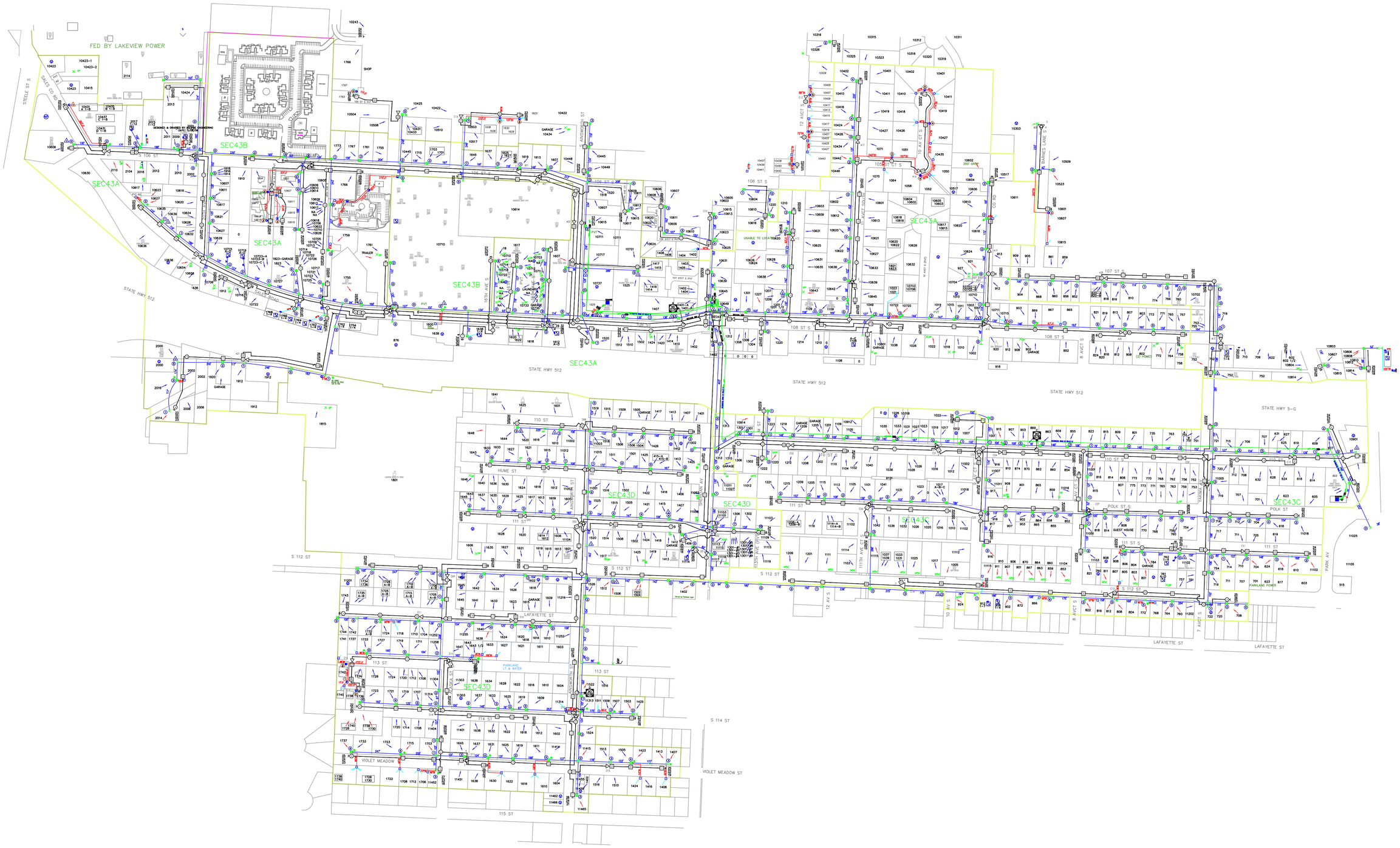

COUNT	SYMBOL	ANCHORING SYMBOLS
		GUY
		SIDEWALK GUY
		NEED GUY
		NEED SIDEWALK GUY
	//	OVERHEAD GUY
	>	POLE-TO-POLE GUY
		ROCK GUY
		BUILDING GUY
	◦	PUSH POLE

COUNT	SYMBOL	UNDERGROUND SYMBOLS
		SMALL PEDESTAL
		MEDIUM PEDESTAL
		LARGE PEDESTAL
		NODE PEDESTAL
		SMALL FLUSH MOUNT VAULT
		MEDIUM FLUSH MOUNT VAULT
		LARGE FLUSH MOUNT VAULT
		LARGE CONCRETE VAULT
		MDU LOCK BOX

COUNT	SYMBOL	POLE SYMBOLS
		POWER POLE
		POWER POLE w/ TRANSFORMER
		JOINT POLE
		JOINT POLE w/ TRANSFORMER
		TELCO POLE
		OTHER POLE
		CATV POLE
		RISER
		TOTAL POLES

SYMBOL	MAP SYMBOLS
LD:185'	AERIAL LONG DROP & LENGTH
LD	UNDERGROUND LONG DROP
	AERIAL HOUSE DROP
	UNDERGROUND DROP FROM POLE

CABLE SYMBOLS	
COAXIAL CABLE	STRAND
CAN-WE-SERVE	0.75" CONDUIT
FIBER OPTIC CABLE	1.25" CONDUIT
NODE BOUNDARY	2.0" CONDUIT
NODE LEG BOUNDARY	2.5" CONDUIT
TERMINATED CABLE	4.0" CONDUIT
SPARE CABLE	
COAXIAL SPLICE	
POWER BLOCK	

SYMBOL	DESIGN SYMBOLS	SYMBOL	DESIGN SYMBOLS
	HUB		.715 TO F
	HEADEND		CHASSIS TO F
	OPTICAL RECEIVER		STANDBY POWER SUPPLY
	FIBER SPLICE		POWER INSERTER
200	FIBER STORAGE		DIST. MINI-BRIDGER
	2 PORT TAP		LINE EXTENDER
	4 PORT TAP		DIRECTIONAL COUPLER
	8 PORT TAP		TWO WAY SPLITTER
	TELEPHONE TAP		THREE WAY SPLITTER
	HOT TAP		
*	INDICATES TAP VALUE		

NOTES:
- (C) CLEARANCE ISSUES
- (E) EASEMENT ISSUES
- (P) POLE CHANGE OUT
- (V) VACANT
- (NP) NO POTENTIAL
- (NB) NOT BUILDABLE

COUNT	SYMBOL	UNITS PASSED
3		TOTAL HOMES
		TOTAL COMMERCIALS
2		TOTAL MDUs
4		TOTAL INSTITUTIONS

PLANT STATISTICS			
0.75" CONDUIT FOOTAGE		AERIAL FOOTAGE	
1.25" CONDUIT FOOTAGE		CAN-WE-SERVE FOOTAGE	
2" CONDUIT FOOTAGE			
2.5" CONDUIT FOOTAGE			
4" CONDUIT FOOTAGE			
UNDERGROUND FOOTAGE			
COAX FOOTAGE		ACBS TOTAL	
PLANT MILES		ACBC TOTAL	
FIBER FOOTAGE		HOUSE COUNT	

N

CONFIDENTIAL
DISCLOSE AND DISTRIBUTE SOLELY TO EMPLOYEES OF CLICK! NETWORK AND ITS AFFILIATES HAVING A NEED TO KNOW

TACOMA POWER
TACOMA PUBLIC UTILITIES

DESIGN	
SUBMITTED	
DATE	NO SCALE
SCALE	
SUPERVISING ENGINEER	
APPROVED	
MAP NUMBER	SEC43
APPROVING ENGINEER	



COUNT	SYMBOL	ANCHORING SYMBOLS
		GUY
		SIDEWALK GUY
		NEED GUY
		NEED SIDEWALK GUY
		OVERHEAD GUY
		POLE-TO-POLE GUY
		ROCK GUY
		BUILDING GUY
		PUSH POLE

COUNT	SYMBOL	UNDERGROUND SYMBOLS
		SMALL PEDESTAL
		MEDIUM PEDESTAL
		LARGE PEDESTAL
		NODE PEDESTAL
		SMALL FLUSH MOUNT VAULT
		MEDIUM FLUSH MOUNT VAULT
		LARGE FLUSH MOUNT VAULT
		LARGE CONCRETE VAULT
		MDU LOCK BOX

COUNT	SYMBOL	POLE SYMBOLS
		POWER POLE
		POWER POLE w/ TRANSFORMER
		JOINT POLE
		JOINT POLE w/ TRANSFORMER
		TELCO POLE
		OTHER POLE
		CATV POLE
		RISER
		TOTAL POLES

SYMBOL	MAP SYMBOLS
LD:185'	AERIAL LONG DROP & LENGTH
LD	UNDERGROUND LONG DROP
	AERIAL HOUSE DROP
	UNDERGROUND DROP FROM POLE

CABLE SYMBOLS		
COAXIAL CABLE		STRAND
CAN-WE-SERVE		0.75" CONDUIT
FIBER OPTIC CABLE		1.25" CONDUIT
NODE BOUNDARY		2.0" CONDUIT
NODE LEG BOUNDARY		2.5" CONDUIT
TERMINATED CABLE		4.0" CONDUIT
SPARE CABLE		
COAXIAL SPLICE		
POWER BLOCK		

SYMBOL	DESIGN SYMBOLS	SYMBOL	DESIGN SYMBOLS
	HUB		.715 TO F
	HEADEND		CHASSIS TO F
	OPTICAL RECEIVER		STANDBY POWER SUPPLY
	FIBER SPLICE		POWER INSERTER
	FIBER STORAGE		DIST. MINI-BRIDGER
	2 PORT TAP		LINE EXTENDER
	4 PORT TAP		DIRECTIONAL COUPLER
	8 PORT TAP		TWO WAY SPLITTER
	TELEPHONE TAP		THREE WAY SPLITTER
	HOT TAP		
*	INDICATES TAP VALUE		

COUNT	SYMBOL	UNITS PASSED
		TOTAL HOMES
		TOTAL COMMERCIALS
		TOTAL MDUs
		TOTAL INSTITUTIONS

NOTES:

- (C) CLEARANCE ISSUES
- (E) EASEMENT ISSUES
- (P) POLE CHANGE OUT
- (V) VACANT
- (NP) NO POTENTIAL
- (NB) NOT BUILDABLE

PLANT STATISTICS			
0.75" CONDUIT FOOTAGE		AERIAL FOOTAGE	
1.25" CONDUIT FOOTAGE		CAN-WE-SERVE FOOTAGE	
2" CONDUIT FOOTAGE			
2.5" CONDUIT FOOTAGE			
4" CONDUIT FOOTAGE			
UNDERGROUND FOOTAGE			
COAX FOOTAGE		ACBS TOTAL	
PLANT MILES		ACBC TOTAL	
FIBER FOOTAGE		HOUSE COUNT	

N

CONFIDENTIAL
DISCLOSE AND DISTRIBUTE SOLELY TO EMPLOYEES OF CLICK! NETWORK AND ITS AFFILIATES HAVING A NEED TO KNOW

TACOMA POWER
TACOMA PUBLIC UTILITIES

SUBMITTED	DESIGN
SUPERVISING ENGINEER	DATE
APPROVED	SCALE: NO SCALE
APPROVING ENGINEER	MAP NUMBER: SEC44



COUNT	SYMBOL	ANCHORING SYMBOLS
		GUY
		SIDEWALK GUY
		NEED GUY
		NEED SIDEWALK GUY
		OVERHEAD GUY
		POLE-TO-POLE GUY
		ROCK GUY
		BUILDING GUY
		PUSH POLE

COUNT	SYMBOL	UNDERGROUND SYMBOLS
		SMALL PEDESTAL
		MEDIUM PEDESTAL
		LARGE PEDESTAL
		NODE PEDESTAL
		SMALL FLUSH MOUNT VAULT
		MEDIUM FLUSH MOUNT VAULT
		LARGE FLUSH MOUNT VAULT
		LARGE CONCRETE VAULT
		MDU LOCK BOX

COUNT	SYMBOL	POLE SYMBOLS
		POWER POLE
		POWER POLE w/ TRANSFORMER
		JOINT POLE
		JOINT POLE w/ TRANSFORMER
		TELCO POLE
		OTHER POLE
		CATV POLE
		RISER
		TOTAL POLES

SYMBOL	MAP SYMBOLS
LD:185'	AERIAL LONG DROP & LENGTH
LD	UNDERGROUND LONG DROP
	AERIAL HOUSE DROP
	UNDERGROUND DROP FROM POLE

CABLE SYMBOLS		
COAXIAL CABLE	STRAND	
CAN-WE-SERVE	0.75" CONDUIT	
FIBER OPTIC CABLE	1.25" CONDUIT	
NODE BOUNDARY	2.0" CONDUIT	
NODE LEG BOUNDARY	2.5" CONDUIT	
TERMINATED CABLE	4.0" CONDUIT	
SPARE CABLE		
COAXIAL SPLICE		
POWER BLOCK		

SYMBOL	DESIGN SYMBOLS	SYMBOL	DESIGN SYMBOLS
	HUB		.715 TO F
	HEADEND		CHASSIS TO F
	OPTICAL RECEIVER		STANDBY POWER SUPPLY
	FIBER SPLICE		POWER INSERTER
	FIBER STORAGE		DIST. MINI-BRIDGER
	2 PORT TAP		LINE EXTENDER
	4 PORT TAP		DIRECTIONAL COUPLER
	8 PORT TAP		TWO WAY SPLITTER
	TELEPHONE TAP		THREE WAY SPLITTER
	HOT TAP		
*	INDICATES TAP VALUE		

COUNT	SYMBOL	UNITS PASSED
		TOTAL HOMES
		TOTAL COMMERCIALS
		TOTAL MDUs
		TOTAL INSTITUTIONS

NOTES:
- (C) CLEARANCE ISSUES
- (E) EASEMENT ISSUES
- (P) POLE CHANGE OUT
- (V) VACANT
- (NP) NO POTENTIAL
- (NB) NOT BUILDABLE

PLANT STATISTICS		
0.75" CONDUIT FOOTAGE		AERIAL FOOTAGE
1.25" CONDUIT FOOTAGE		CAN-WE-SERVE FOOTAGE
2" CONDUIT FOOTAGE		
2.5" CONDUIT FOOTAGE		
4" CONDUIT FOOTAGE		
UNDERGROUND FOOTAGE		
COAX FOOTAGE		ACBS TOTAL
PLANT MILES		ACBC TOTAL
FIBER FOOTAGE		HOUSE COUNT

N

CONFIDENTIAL
DISCLOSE AND DISTRIBUTE SOLELY TO EMPLOYEES OF CLICK! NETWORK AND ITS AFFILIATES HAVING A NEED TO KNOW

TACOMA POWER
TACOMA PUBLIC UTILITIES

DESIGN
SUBMITTED
DATE
NO SCALE
SCALE
SUPERVISING ENGINEER
APPROVED
APPROVING ENGINEER
MAP NUMBER
SEC45

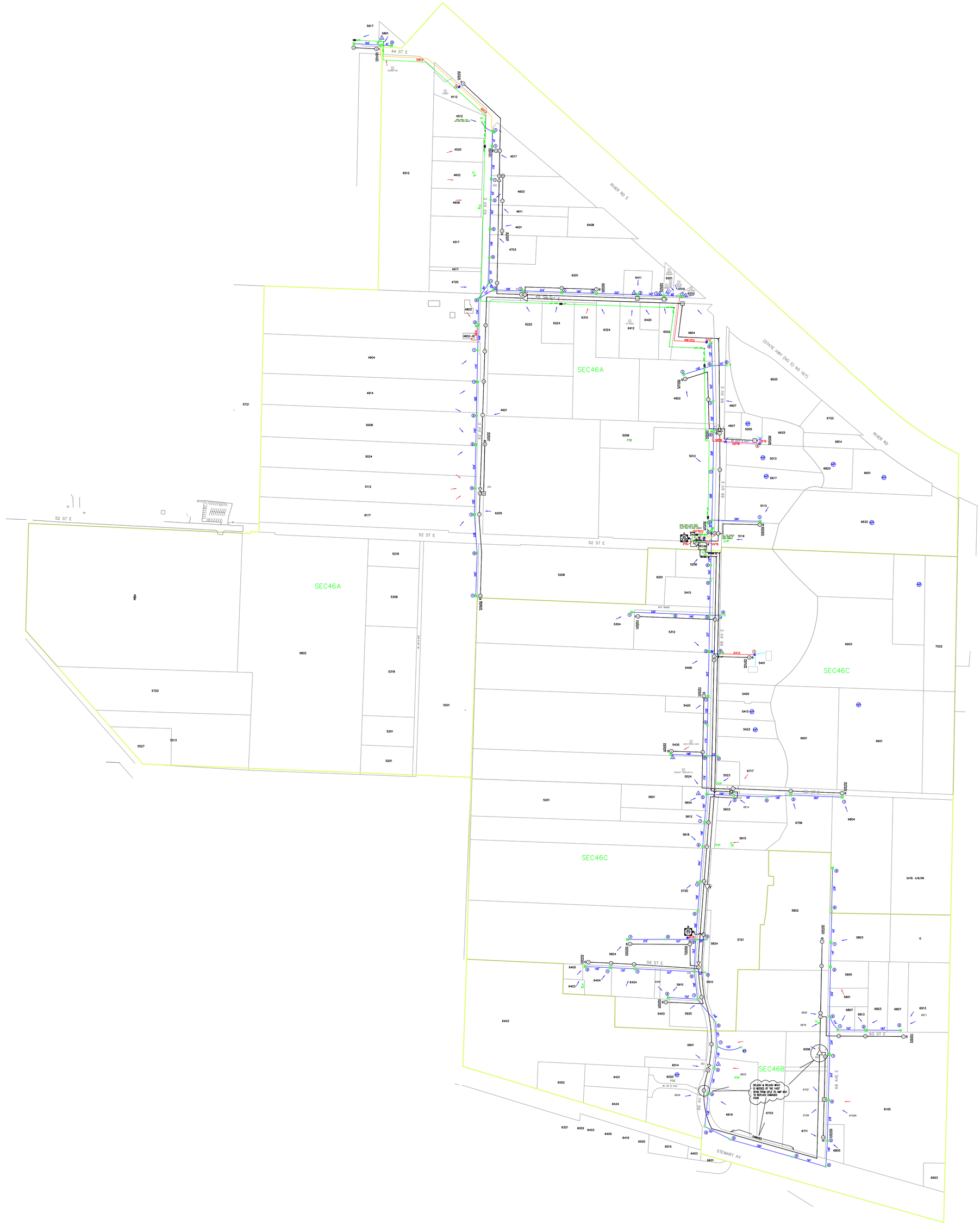

COUNT	SYMBOL	ANCHORING SYMBOLS
		GUY
		SIDEWALK GUY
		NEED GUY
		NEED SIDEWALK GUY
		OVERHEAD GUY
		POLE-TO-POLE GUY
		ROCK GUY
		BUILDING GUY
		PUSH POLE

COUNT	SYMBOL	UNDERGROUND SYMBOLS
		SMALL PEDESTAL
		MEDIUM PEDESTAL
		LARGE PEDESTAL
		NODE PEDESTAL
		SMALL FLUSH MOUNT VAULT
		MEDIUM FLUSH MOUNT VAULT
		LARGE FLUSH MOUNT VAULT
		LARGE CONCRETE VAULT
		MDU LOCK BOX

COUNT	SYMBOL	POLE SYMBOLS
		POWER POLE
		POWER POLE w/ TRANSFORMER
		JOINT POLE
		JOINT POLE w/ TRANSFORMER
		TELCO POLE
		OTHER POLE
		CATV POLE
		RISER
		TOTAL POLES

SYMBOL	MAP SYMBOLS
LD:185'	AERIAL LONG DROP & LENGTH
LD	UNDERGROUND LONG DROP
	AERIAL HOUSE DROP
	UNDERGROUND DROP FROM POLE

CABLE SYMBOLS			
COAXIAL CABLE		STRAND	
CAN-WE-SERVE		0.75" CONDUIT	
FIBER OPTIC CABLE		1.25" CONDUIT	
NODE BOUNDARY		2.0" CONDUIT	
NODE LEG BOUNDARY		2.5" CONDUIT	
TERMINATED CABLE		4.0" CONDUIT	
SPARE CABLE			
COAXIAL SPLICE			
POWER BLOCK			

SYMBOL	DESIGN SYMBOLS	SYMBOL	DESIGN SYMBOLS
	HUB		.715 TO F
	HEADEND		CHASSIS TO F
	OPTICAL RECEIVER		STANDBY POWER SUPPLY
	FIBER SPLICE		POWER INSERTER
200	FIBER STORAGE		DIST. MINI-BRIDGER
	2 PORT TAP		LINE EXTENDER
	4 PORT TAP		DIRECTIONAL COUPLER
	8 PORT TAP		TWO WAY SPLITTER
	TELEPHONE TAP		THREE WAY SPLITTER
HT	HOT TAP		
*	INDICATES TAP VALUE		

NOTES:

- (C) CLEARANCE ISSUES
- (E) EASEMENT ISSUES
- (P) POLE CHANGE OUT
- (V) VACANT
- (NP) NO POTENTIAL
- (NB) NOT BUILDABLE

COUNT	SYMBOL	UNITS PASSED
	3	TOTAL HOMES
		TOTAL COMMERCIALS
		TOTAL MDUs
		TOTAL INSTITUTIONS

PLANT STATISTICS			
0.75" CONDUIT FOOTAGE		AERIAL FOOTAGE	
1.25" CONDUIT FOOTAGE		CAN-WE-SERVE FOOTAGE	
2" CONDUIT FOOTAGE			
2.5" CONDUIT FOOTAGE			
4" CONDUIT FOOTAGE			
UNDERGROUND FOOTAGE			
COAX FOOTAGE		ACBS TOTAL	
PLANT MILES		ACBC TOTAL	
FIBER FOOTAGE		HOUSE COUNT	

N

CONFIDENTIAL

DISCLOSE AND DISTRIBUTE SOLELY TO EMPLOYEES OF CLICK! NETWORK AND ITS AFFILIATES HAVING A NEED TO KNOW

TACOMA POWER
TACOMA PUBLIC UTILITIES

DESIGN	
SUBMITTED	
DATE	NO SCALE
SUPERVISING ENGINEER	SCALE
APPROVED	MAP NUMBER
APPROVING ENGINEER	SEC46