

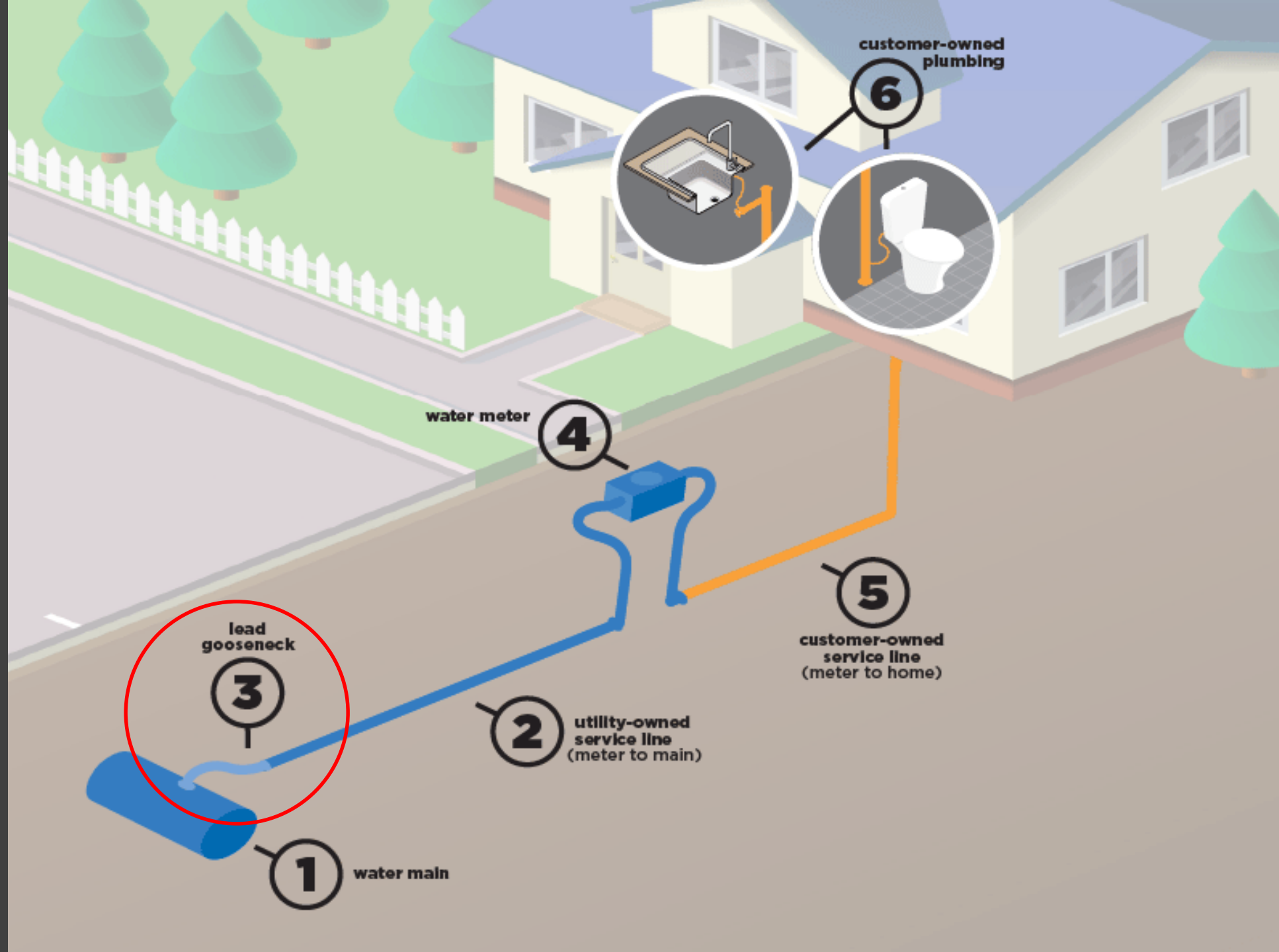
LEAD GOOSENECK REPLACEMENT PROJECT COMPLETION

JONATHAN SCHLAUDRAFF
SYSTEM PLANNING

JUNE 2021

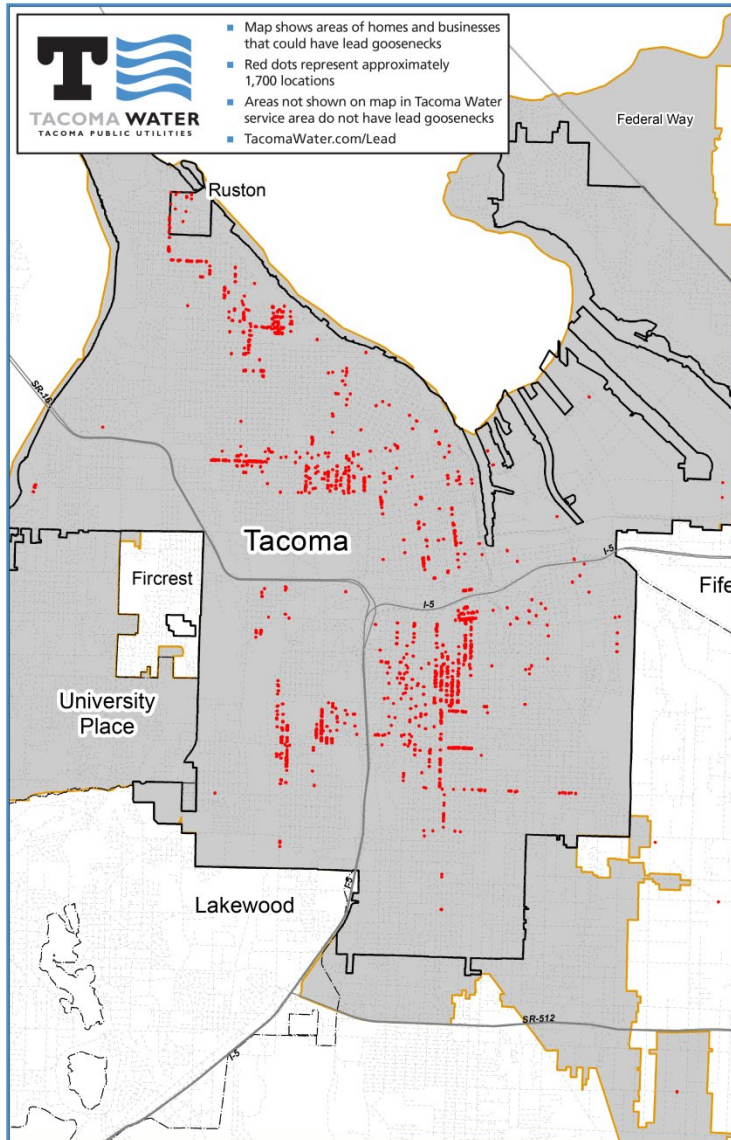
OVERVIEW

- I. Project Background**
- II. Tacoma's Water is Safe**
- III. Project Objectives**
- IV. Project Cost Summary**
- V. Communication & Coordination**





POTENTIAL GOOSENECK SELECTION PROCESS



POTENTIAL LEAD GOOSENECK LOCATIONS (TACOMA'S CRITERIA)

Services that were:

- **2-inches or smaller AND**
- **Classified in records as “galvanized”, “unknown”, or “blank” AND**
- **Installed earlier than 1940 AND**
- **Installed on mains that were older than 1940 AND**
- **Where no service renewal had occurred beyond this timeframe**

Note: Dates prior to 1940 selected to allow 10 years beyond oldest known lead gooseneck installation in Tacoma (1929)

TACOMA'S WATER IS SAFE

FULL COMPLIANCE WITH LEAD AND COPPER RULE

FREE CUSTOMER LEAD TEST KITS

LEAD TEST KIT WATER SAMPLING RESULTS

- **1,289 test kits mailed**
- **638 test kits returned**
- **90.0% of samples contained less than 1.1 parts per billion (ppb) of lead**
- **99.7% less than 15 ppb (EPA action level is 15 ppb)**

REQUEST A KIT:

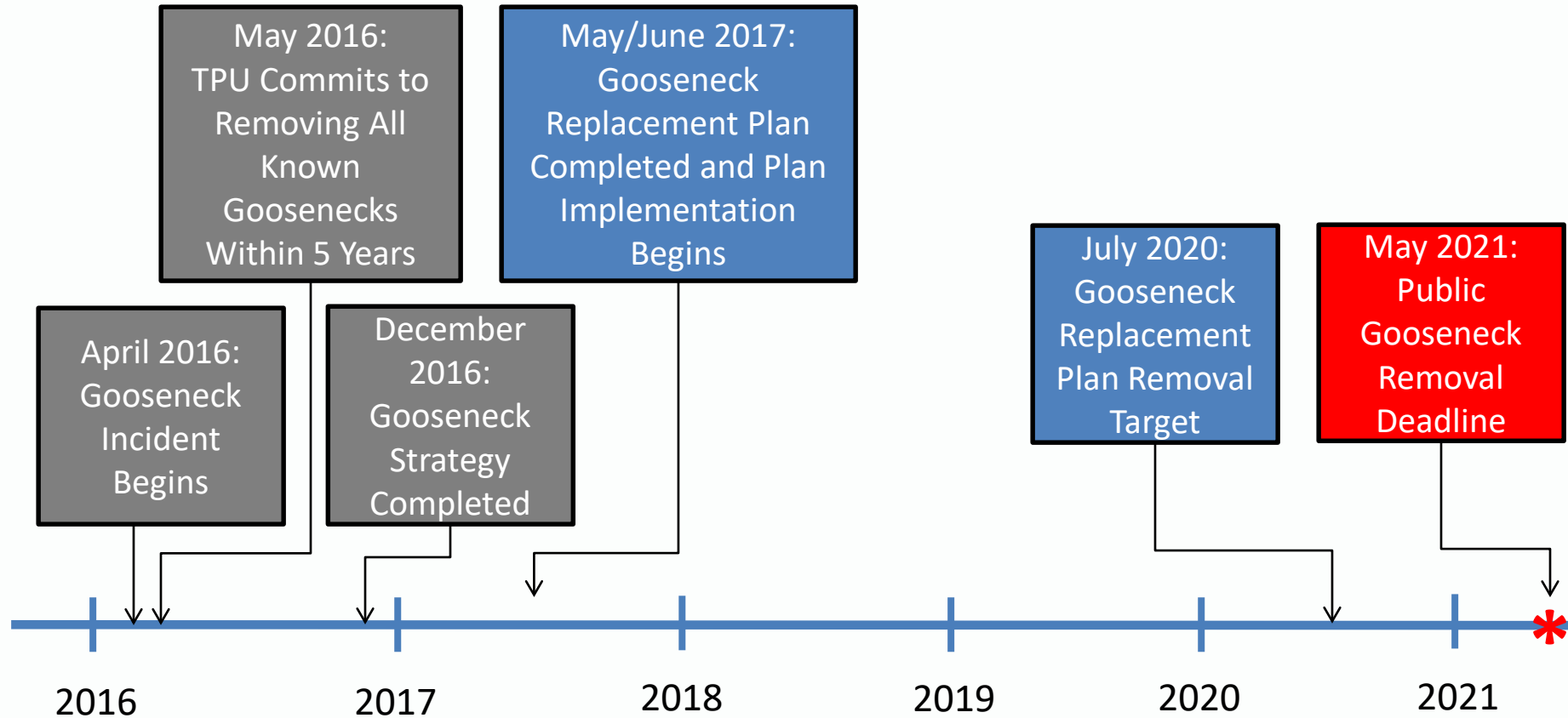
TacomaWater.com/TestKit



PROJECT OBJECTIVES

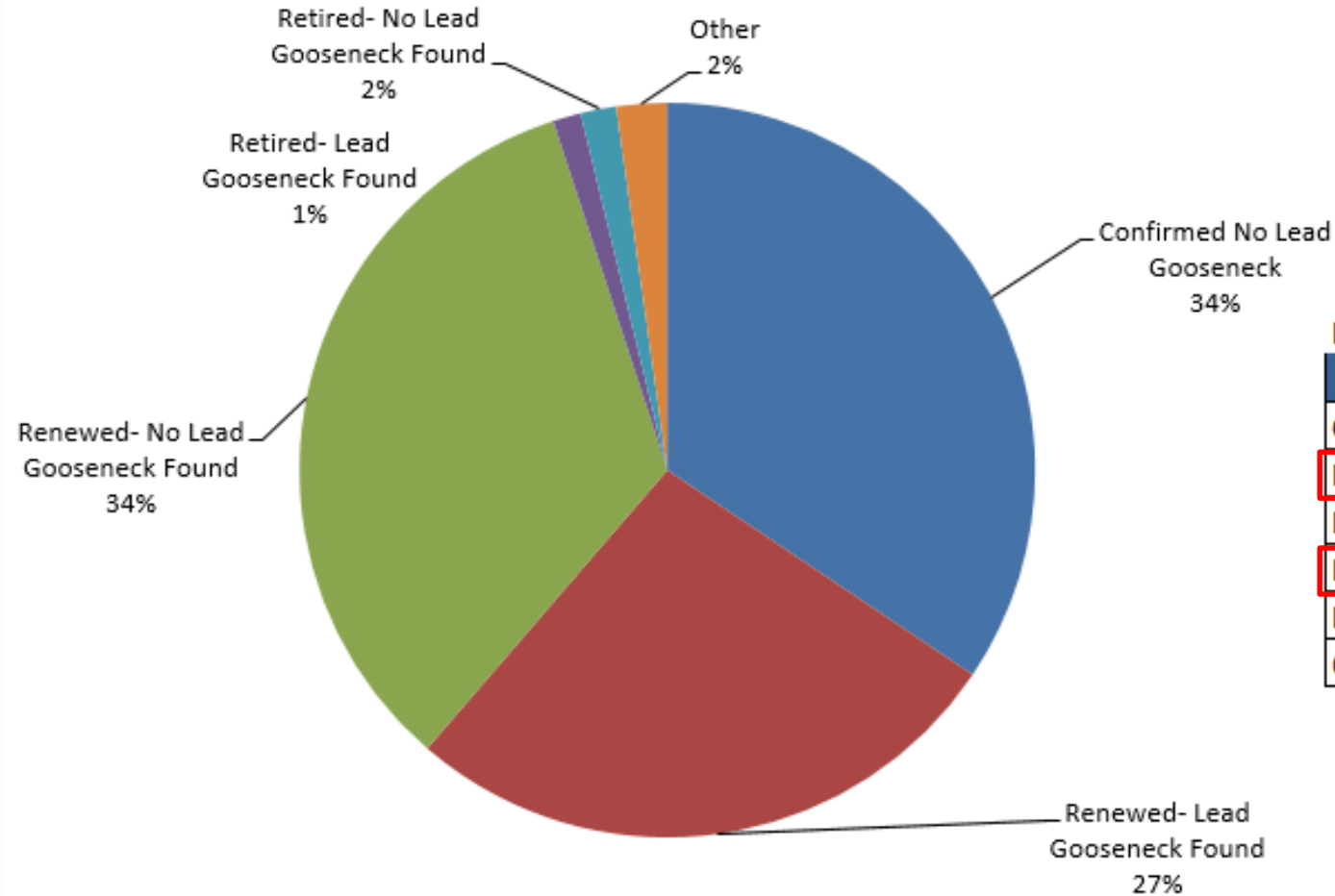
- 1. Replace all lead goosenecks within 5-years**
 - Distributed evenly through time
- 2. Complete work in a geographically equitable manner**
- 3. Provide relevant regular communication**
- 4. Tactically coordinate and plan service replacements**
 - City Pavement Restoration Policy
 - Pavement condition
 - Project coordination
- 5. Minimize disruptions to staffing levels and planned work**

1. REPLACE ALL LEAD GOOSENECKS WITHIN 5-YEARS



OUTCOMES

Breakdown of Resolved Goosenecks

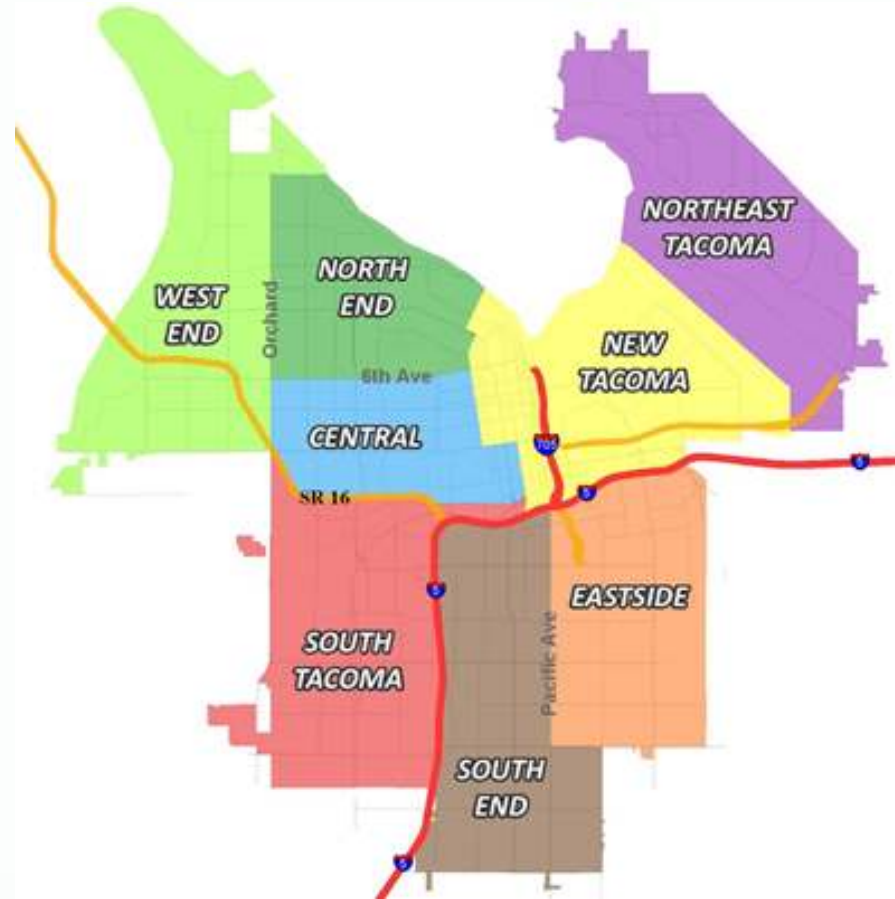


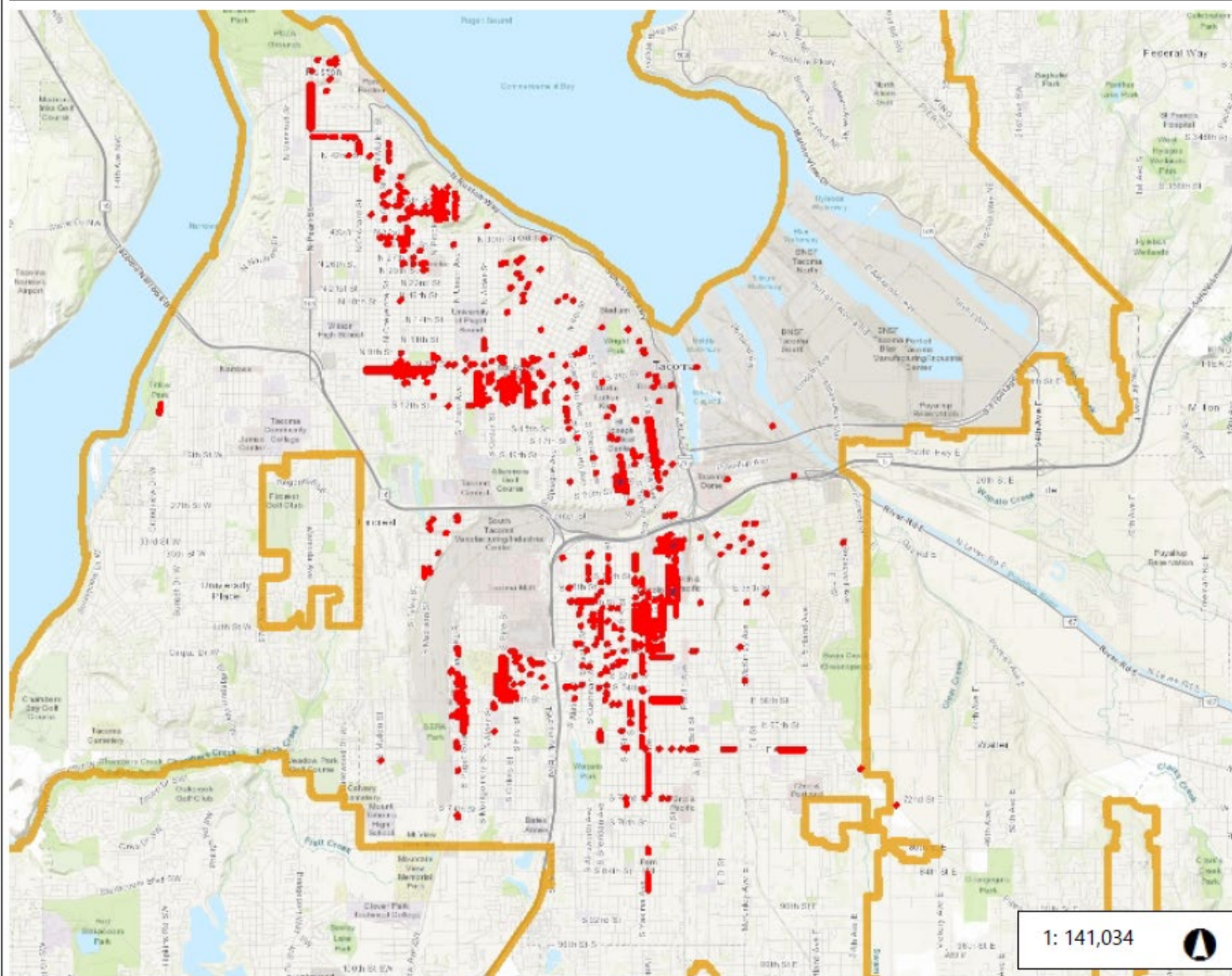
Breakdown of Resolved Goosenecks

Breakdown of Resolved Goosenecks	Quantity	Percent
Confirmed No Lead Gooseneck	418	34%
Renewed- Lead Gooseneck Found	327	27%
Renewed- No Lead Gooseneck Found	409	34%
Retired- Lead Gooseneck Found	15	1%
Retired- No Lead Gooseneck Found	19	2%
Other	27	2%
Total	1,215	100%

2. COMPLETE WORK IN A GEOGRAPHICALLY EQUITABLE MANNER

- **EVENLY DISTRIBUTED THROUGH TIME**
- **EQUITABLY DISTRIBUTED GEOGRAPHICALLY (8 NEIGHBORHOOD DISTRICTS)**
- **PROJECT BLOCKS:**
 - **City Pavement Restoration Policy**
 - **Pavement Condition**
 - **Project Coordination**





Legend

- Gooseneck Project Areas
- Service Area

1: 141,034



Notes

This map is a user generated static output from an Internet mapping site and is for reference only. Data layers that appear on this map may or may not be accurate, current, or otherwise reliable.
THIS MAP IS NOT TO BE USED FOR NAVIGATION

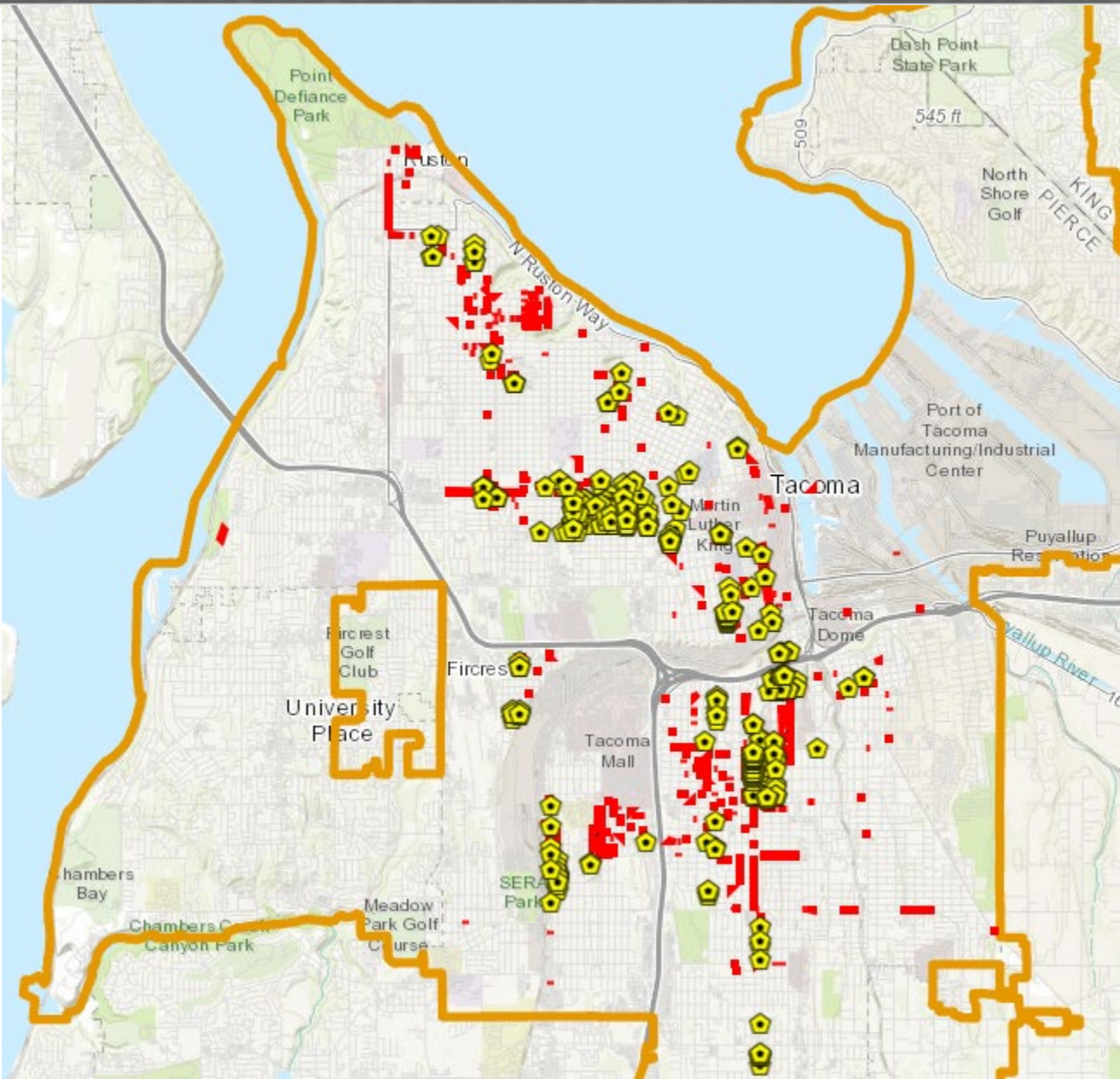
23,505.7 0 11,752.84 23,505.7 Feet

WGS_1984_Web_Mercator_Auxiliary_Sphere
Tacoma Water Maps

LEAD LOCATIONS & EQUITY INDEX

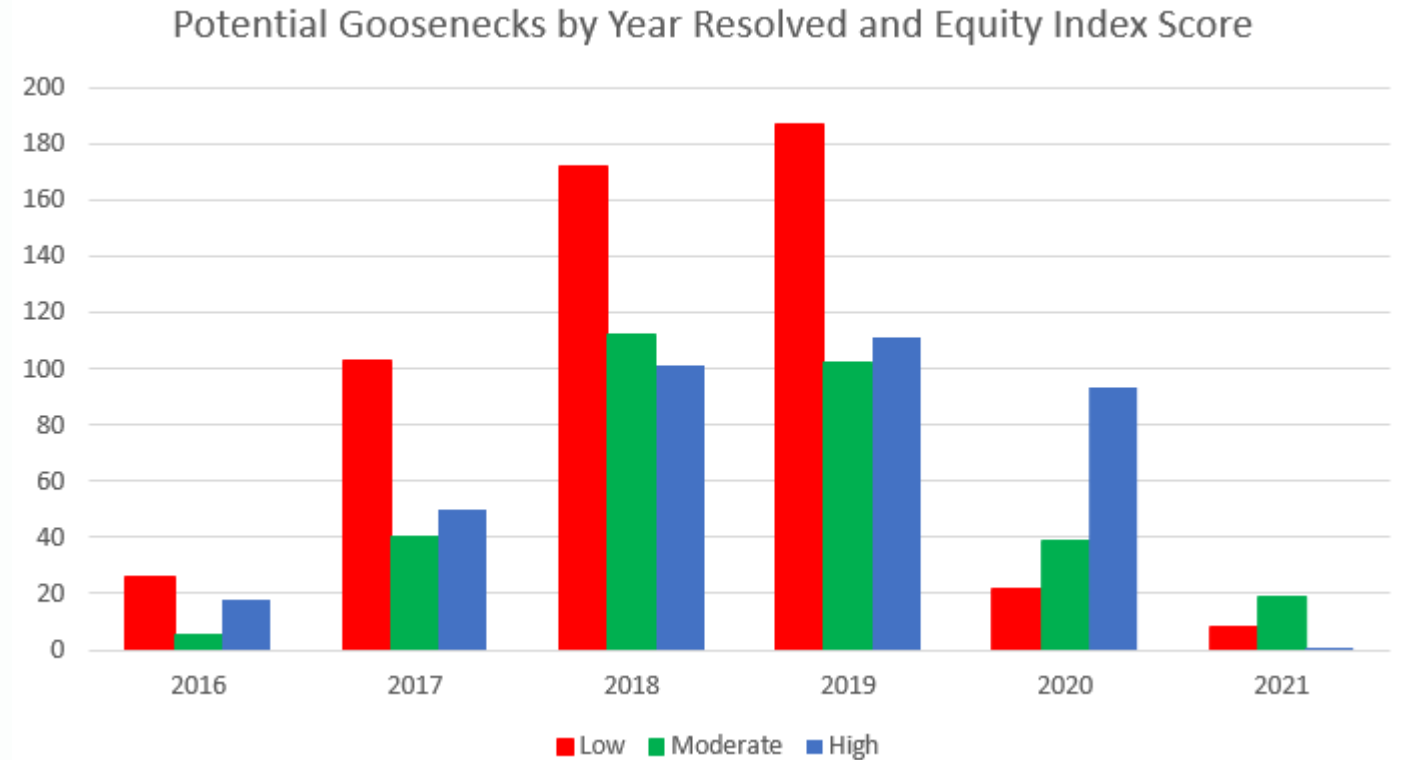
Potential Goosenecks			
	Low	Moderate	High
Percent	43%	26%	31%

Lead Found			
	Low	Moderate	High
Percent	54%	36%	10%



COMPARING WORK COMPLETED TO EQUITY INDEX

- **LOW SCORED AREAS COMPLETED EARLIER**
- **MOST 2020 AND 2021 SERVICES TIED TO PUBLIC WORKS CONCRETE PAVING CONTRACTS OR MAIN REPLACEMENT PROJECTS**



COORDINATION

MAIN REPLACEMENT CAPITAL PROJECTS

- **Public Works Department**
- **Environmental Services Department**
- **17 Projects Identified (2018, 2019, 2020, 2021)**

CONCRETE PANEL PAVING CONTRACT

- **Public Works Department**

PROJECT COST SUMMARY

- **2016 ORIGINAL PROJECT BUDGET:** **\$9.9M**
- **19/20 REVISED PROJECT BUDGET:** **\$8.8M**
 - **Savings due to:**
 - Service pipes not requiring replacement
 - Project coordination
- **SPENT TO DATE:** **\$5.3M**
 - **1,215 total potential goosenecks resolved**
 - 736 services replaced (61% of total)
 - 342 lead goosenecks found and removed (28% of total)
- **ESTIMATED REMAINING SPENDING:** **\$705K**
 - **Concrete paving contract with Public Works**



**ESTIMATED
\$6 MILLION
TOTAL**

COMMUNICATION & COORDINATION

ALL CUSTOMERS

- **Public Utility Board Update (annually)**
- **Community Council Update**

TARGETED LIST OF 1,215 CUSTOMERS WHO MIGHT HAVE A GOOSENECK CONNECTION

- **Direct Mail Letter**
- **Follow up direct mail letter with resolution**

SPECIAL THANKS TO THE TEAM!

Project Coordination: Jennifer Routh - Planner **(MVP!)**

Project Management: Seth Doull, Matthew Hubbard, Jonathan Schlaudraff

Project Support: TW Administrative Assistants, TW field staff, TW office support staff, TW GIS staff, TW Engineering, COT Public Works, TPU Communications

MORE INFORMATION

WEBSITE

TacomaWater.com/Lead

EMAIL

WaterQuality@cityoftacoma.org