

Project Name	2024 CRR Ranked List Approval
Date Proposal Submitted	9/3/2024
Date of Requested Decision	10/01/2024
Requested By	Steve West, LCFRB
Date of Decision¹	10/8/2024

¹ Decision will become final if committee members who were not present at this meeting do not oppose this proposed decision within 7 days

FTC Decision and Justification

The FTC supports funding the two habitat projects described herein based on the LCFRB’s recommendation.

FTC Members present: WDFW, Ecology, Yakama Nation, Trout Unlimited and Tacoma Power.

Proposed Decision or Consideration

The Lower Columbia Fish Recovery Board (LCFRB) recommends the Cowlitz Fisheries Technical Committee (FTC) approve the LCFRB recommended ranked habitat project list for the 2024 Cowlitz Restoration and Recovery (CRR) Program grant round. The list includes two habitat restoration projects for a total of \$578,551 in requested funds (Table 1).

Table 1 shows the total project cost, the CRR request, and matching funding provided by the applicant for each of the project proposals.

Table 1

Proposal	Total Project Cost	CRR Funding Request	Match Funding
CRR-2024-002 Silver Creek Restoration Opportunity Identification	\$ 233,474	\$ 233,474	\$ 0
CRR-2024-003- Cispus Yellowjacket Phase V Design	\$ 345,077	\$ 345,077	\$ 0
Totals	\$ 578,551	\$ 578,551	\$ 0

For project-specific LCFRB comments, rationales, scoring metrics, and evaluation questions please refer to the following attachments:

- Attachment A – SRFB Grant Evaluation Questions
- Attachment B – CRR Grant Evaluation Questions
- Attachment C – CRR Project Scoring, Ranked List, and Comments

Background

The CRR fund supports activities that protect and promote recovery of listed species in lieu of construction and operation of volitional upstream passage facilities on the Upper Cowlitz River. The CRR program assists in the protection and recovery of listed populations consistent with the recommendations in the Upper Cowlitz River Subbasin Plan of the Washington Lower Columbia Salmon Recovery and Fish & Wildlife Plan (LCFRB 2010, Vol. II.F).

The FTC has partnered with the LCFRB to assist in implementing the CRR program for habitat projects beginning in 2023 (DD 2021-03). Per agreement with Tacoma Public Utilities, the LCFRB reviews, evaluates and ranks habitat proposals for CRR funding for consideration by the FTC. The LCFRB TAC provides an initial review of projects in conjunction with the SRFB grant round using their standard scoring, ranking, and review process. The TAC also reviews and evaluates the CRR proposals to ensure alignment with CRR priorities by scoring CRR evaluation questions. The TAC provides a recommended ranked list of SRFB and CRR proposals for the LCFRB Board to approve. The LCFRB then provides their final recommended ranked list of CRR proposals for the FTC to approve.

The LCFRB TAC reviewed CRR projects based on the FTC’s evaluation questions, as well as benefits to fish, certainty of success and cost questions that describe the relationship of proposals to watershed and region scale recovery priorities and needs. Both the LCFRB Board and TAC decided by consensus that all projects should be funded. On August 9, the LCFRB met and adopted the TAC recommended ranked list for 2024 as submitted (Table 2). Approval of this list means all proposals would be funded as requested.

The LCFRB presented each project proposal to the FTC at the August 3 meeting, including project scoring and forecasting ranking pending the LCFRB Board decision. Links for additional information and applications, including budgets, for each project were also shared. The LCFRB Board met on August 9 and approved the recommended ranked CRR habitat project list.

Table 2

Project Number	Project Name	Project Rank		Recommended Allocation	
		SRFB	CRR	CRR	SRFB
CRR-2024-02	Silver Creek Restoration Opportunity Identification	8	2	\$ 233,474	No Match Requested
CRR-2024-03	Cispus-Yellowjacket Phase 5 Design	1	1	\$ 345,077	No Match Requested
		Total		\$ 578,551	\$0

Coordination Need

There is a high need for coordination and discussion between the LCFRB, Tacoma Power, and the FTC through all stages of the project review process. At this stage, once the final list is approved, the LCFRB enters into contract with the sponsors to implement the projects. The LCFRB will continue to work with Tacoma Power on schedules and fund payments and will update the FTC during regular FTC meetings

regarding project status. All partners will coordinate to ensure future grant rounds are successful and build upon progress to date.

The LCFRB and Tacoma Power, with input from the FTC, will include information on the 2024 CRR grant round for the report to FERC, and any future annual reports. Annual reports are distributed to the FTC for 30-day review prior to FERC filing.

Summary of Potential Impacts

If the recommended ranked list is not approved, some or all of the projects on the list will not be funded, and/or implemented as proposed. Projects not approved may be able to apply again in a future CRR grant round, however, most of the projects on the list are time sensitive and are scheduled to be implemented with other projects, so may not be able to apply at any other time.

Table 11. TAC scoring questions for Benefits to Fish. Minimum thresholds for each scoring levels (High, Medium, and Low) are included for each question. Information that can support scores within each level are included in italics. Resources to support these questions and score levels are described in the Policy Manual Guiding Principles table and Appendix C Evaluation Criteria, with potential data sources found in Table 9. Low scores indicate a fatal flaw, which may mean a project does not qualify for funding.

Benefits to Fish Scoring Questions and Guidelines			Points
High Priority Populations	1. Does the proposal target high priority populations for species-scale recovery?		0 – 50
	High Score:	Proposal should target at least one Primary population. <i>More points may be awarded to proposals that target: multiple Primary populations and/or historical core and/or genetic legacy populations; Contributing and Stabilizing populations in addition to one or more Primary populations; populations in steelhead genes bank or wild salmonid management zone areas; and/or, WDFW chum priority populations (Guiding Principles 1, 10).</i>	34 - 50
	Medium Score:	Proposal should target at least one Contributing population. <i>More points may be awarded to proposals that target: multiple Contributing populations and/or historical core and/or genetic legacy populations; Stabilizing populations in addition to one or more Contributing populations; populations in steelhead gene banks or wild salmonid management zone areas; and/or, WDFW chum priority populations (Guiding Principles 1, 10).</i>	17 - 33
	Low Score:	Proposal does not target any Primary or Contributing populations. <i>More points may be awarded to proposals that target: multiple Stabilizing populations in need of maintenance support: populations in wild salmonid management zone areas: and/or, WDFW chum priority populations (Guiding Principles 1, 10).</i>	0 - 16
	2. Does the proposal target populations that likely require project-based habitat improvements (habitat restoration, connection, and/or protection) to achieve species-scale recovery?		0 - 50
	High Score:	Proposal targets one or more populations that likely require project-based habitat improvements to achieve recovery targets.	34 - 50
	Medium Score:	Proposal only targets populations that likely require project-based habitat maintenance to achieve recovery targets.	17 - 33
Low Score:	Proposal only targets populations that likely do not require project-based habitat improvements or maintenance to achieve recovery targets.	0 - 16	
High Priority Population Points: 100			
High Priority Habitat	3. Does the proposal target high priority habitat areas and limited life stages to maximize restoration/ protection benefits to the targeted populations?		0 - 50
	High Score:	Proposal addresses habitat limiting factors for life stage bottlenecks of targeted populations.	34 - 50
	Medium Score:	Proposal addresses habitat limiting factors, but not for life stage bottlenecks of targeted populations.	17 - 33
	Low Score:	Proposal does not address habitat limiting factors for any life stages of targeted populations.	0 - 16
	4. Does the proposed approach support the highest priority salmon habitat needs for both short and long-term recovery by working with watershed processes and considering climate change impacts?		0 – 50
	High Score:	Proposal targets the root stressors of high priority salmon habitat needs and watershed processes, and considers long-term impacts of climate change.	34 - 50
	Medium Score:	Proposal targets symptoms that limit high priority salmon habitat and are compatible with watershed processes, and/or does not consider long-term impacts of climate change.	17 - 33
Low Score:	Proposal targets symptoms in a way that is incompatible with watershed processes and does not consider long-term impacts of climate change.	0 - 16	
High Priority Habitat Points: 100			
Total Benefits to Fish Points Available: 200			

Table 12. TAC scoring questions for Certainty of Success. Minimum thresholds for each scoring levels (High, Medium, and Low) are included for each question. Low scores indicate a fatal flaw, which may mean a project does not qualify for funding.

Certainty of Success Scoring Questions and Guidelines		Points
Scope and Approach	5. Does the proposal have a well-defined scope and scale consistent with and appropriate for the stated goals and objectives?	0 – 50
	High Score:	proposal is highly likely to achieve the stated goals and objectives
	Medium Score:	proposal is somewhat likely to achieve the stated goals and objectives
	Low Score:	proposal is unlikely to achieve the stated goals and objectives
	6. Does the proposal apply appropriate and proven methods and technologies, including the use of acquisition, or addressing recovery information gaps?	0 - 50
	High Score:	Proposal uses appropriate and proven methods and technologies to achieve the desired outcomes
	Medium Score:	Proposal uses moderately appropriate and/or proven methods and technologies to achieve the desired outcomes
	Low Score:	proposal uses inappropriate and/or unproven methods and technologies to achieve the desired outcomes
Scope and Approach: 100		
Coordination, Sequence, Constraints, and Uncertainties	7. Is the proposal logically sequenced with other salmon recovery efforts in the watershed, including past habitat projects and actions across the H's?	0 – 25
	High Score:	Proposal is well sequenced with other recovery efforts in the watershed.
	Medium Score:	Proposal is moderately well sequenced with other recovery efforts in the watershed.
	Low Score:	Proposal is not sequenced well with other recovery efforts in the watershed.
	8. What is the potential for funding, scientific/technical, permitting, legal, and/or physical constraints or uncertainties to affect successful project implementation?	0 – 25
	High Score:	There is low potential for the described constraints or uncertainties that would affect project implementation success
	Medium Score:	There is moderate potential for the described constraints or uncertainties that would affect project implementation success
	Low Score:	There is high potential for the described constraints or uncertainties that would affect project implementation success
Coordination, Sequence, Constraints, and Uncertainties: 50		
Qualifications, Community Support, and Stewardship	9. How qualified and experienced is the project team in successfully completing projects of similar scope, nature, and magnitude on time and within budget?	0 – 25
	High Score:	The project team is well qualified in completing projects of similar scope, nature, and magnitude on time and within budget
	Medium Score:	The project team is moderately qualified in completing projects of similar scope, nature, and magnitude on time and within budget
	Low Score:	The project team is not well qualified in completing projects of similar scope, nature, and magnitude on time and within budget
	10. What is the demonstrated extent of community support for and involvement in the proposal? For instance, will local volunteers participate, will the project enhance public knowledge and support, and will the project build capacity and interest for future work?	0 – 25
	High Score:	There is extensive community support and involvement in the project
	Medium Score:	There is moderate community support and involvement in the project
	Low Score:	There is broad community opposition to the project
Qualifications, Community Support, and Stewardship: 50		
Total Certainty of Success Points Available: 200		

Table 13. TAC scoring questions for Cost. Minimum thresholds for each scoring levels (High, Medium, and Low) are included for each question. Low scores indicate a fatal flaw, which may mean a project does not qualify for funding.

Cost Scoring Questions and Guidelines		Points
Cost	11. Are the requested amount and total project cost reasonable relative to the likely salmon recovery benefits?	0 – 25
	High Score:	The requested amount and total project cost are highly reasonable relative to the likely salmon recovery benefits
	Medium Score:	The requested amount and total project cost are moderately reasonable relative to the likely salmon recovery benefits
	Low Score:	The requested amount and total project cost are not reasonable relative to the likely salmon recovery benefits
	12. Is the total project cost (grant request and match) reasonable relative to the amount and type of work proposed?	0 – 25
	High Score:	The total project cost is highly reasonable relative to the amount and type of work proposed
	Medium Score:	The total project cost is moderately reasonable relative to the amount and type of work proposed
	Low Score:	The total project cost is not reasonable relative to the amount and type of work proposed
	13. Are costs well described and justified?	0 – 25
	High Score:	Costs are well described and justified.
	Medium Score:	Costs are moderately well described and justified.
	Low Score:	Costs are not well described and/or justified.
	14. Are there more appropriate funding sources available for the proposed work?	0 - 25
	High Score:	This grant program is the most appropriate funding source for the proposed work
Medium Score:	This grant program is an appropriate funding source for the proposed work, but other programs may also support the work	
Low Score:	This grant program is not an appropriate funding source for the proposed work	
Total Cost Points Available: 100		

Table 15. CRR proposals are reviewed and scored according to the eligibility and evaluation criteria in the CRR Habitat Program of this appendix as well as the processes described in the Policy Manual and SRFB Evaluation Criteria section of Appendix C. CRR proposals are initially assessed using the three eligibility criteria using a pass/fail decision with supporting rationale. For applications that are eligible, there are five additional CRR evaluation questions specific to the CRR Habitat Program. Options for each scoring question are shown below, with available total points that can be awarded for each question sub category. Reviewers will provide supporting rationale for each submitted evaluation question score.

Eligibility Category	Eligibility Criteria	Pass/Fail
Population Targeted	Project is directed towards ESA-listed salmon and steelhead populations originating upstream of the Barrier Dam. (Note: these include Upper Cowlitz spring Chinook, coho, or winter steelhead; Cispus spring Chinook, coho or winter steelhead; Tilton fall Chinook, coho or winter steelhead; other salmon or steelhead populations within the geographic focus with matching funds)	Pass/Fail
Geographic Extent	Project is located within the following geographic extent: the Cowlitz River mainstem upstream from the confluence of the Toutle River, river mouths of tributaries upstream of the confluence of Toutle River and below the Barrier Dam, and the entire basin upstream of the Barrier Dam.	Pass/Fail
Project Type	Habitat project supports on-the-ground activities or leads to on-the-ground activities aimed at protection/restoration of habitat for priority species within the geographic focus area.	Pass/Fail
Scoring Category	Scoring Question	Total Points Available
CRR Program Priorities	1. Geography: Location in the basin (select one only)	
	Resource Project is located upstream of the Barrier Dam.	30
	Resource Project is located downstream of the Barrier Dam, but provides matching funds that support cost sharing.	20
	Resource project is located downstream of the Barrier Dam but will not provide cost sharing.	10
	2. Population: Project primarily benefits (select one only)	
	Resource Project primarily benefits spring Chinook populations originating from the upper Cowlitz and/or Cispus rivers.	40
	Resource Project primarily benefits steelhead and coho populations originating from the upper Cowlitz and/or Cispus rivers.	30
	Resource Project primarily benefits listed salmon originating from the Tilton River, and/or fall Chinook originating from the upper Cowlitz.	20
	Resource Project primarily benefits listed salmon originating from the lower Cowlitz River basin, but provides matching funds that support cost sharing.	10
Benefits to Fish	3. Direct Support for Reintroduction (yes/no)	
	Project is paired or integrated with current or planned reintroduction efforts within the basin (e.g., improves habitat for adult holding near an existing or planned release site). Yes = 10, No = 0	10
Certainty of Success	4. Relevant and Supportive Information Provided (select only 1)	
	Resource project is exceptionally consistent with / responsive to CRR-specific habitat resources, including UCC habitat strategy and habitat assessment tools (if applicable) and other relevant/supportive information.	30
	Resource project is highly consistent with / responsive to CRR-specific habitat resources, including UCC habitat strategy and habitat assessment tools (if applicable) and other relevant/supportive information.	20

	Resource project is somewhat consistent with / responsive to CRR-specific habitat resources, including UCC habitat strategy and habitat assessment tools (if applicable) and other relevant/supportive information.	10
	Resource project is not consistent with / responsive to CRR-specific habitat resources, including UCC habitat strategy and habitat assessment tools (if applicable) and other relevant/supportive information.	0
Cost	5. Match (select only 1)	
	Resource project leverages CRR funding with substantial match.	20
	Resource project leverages CRR funding with some match.	10
	Resource project leverages CRR funding with no match, but there are limited match opportunities.	10
	Resource project leverages CRR funding with no match.	0

Six TAC members submitted scores this grant round for the two CRR final application grant requests. One TAC member did not score both proposals due to a potential conflict of interest. The number of TAC members that scored each of the CRR proposals is shown in Table 1.

Table 1. The number of TAC members that scored each of the 2 CRR proposals.

Project Number	Project Name	Number of TAC members that submitted scores
CR-2024-002	Silver Creek Restoration Opportunity Identification	6
CR-2024-003	Cispus-Yellowjacket Phase 5 Design	5

TAC members evaluated CRR proposals using two scoring matrices: the fourteen LCFRB TAC scoring questions for regional habitat grant applications, and the five CRR habitat program supplemental evaluation questions, both of which can be found in the LCFRB [2024 Salmon Recovery Grants Manual](#). Both proposals passed the three eligibility questions for the CRR habitat program supplemental evaluation. **The Cispus-Yellowjacket Phase 5 proposal (CRR-2024-003) was ranked first by the TAC using both the regional and supplemental evaluation criteria.** Score summaries are provided for both scoring matrices.

Regional Habitat Evaluation Criteria

Table 2. Ranked CRR proposed project list for the regional evaluation by participating TAC members. Proposals are shown in ranked order based on the total project score, which is the sum of the fourteen individual question averaged TAC scores.

Project Number	Project Name	Benefits to Fish								Certainty of Success										Cost				Total Project							
		Q1		Q2		Q3		Q4		Q5		Q6		Q7		Q8		Q9		Q10		Q11		Q12		Q13		Q14		Score	Rank
		Score	Level	Score	Level	Score	Level	Score	Level	Score	Level	Score	Level	Score	Level	Score	Level	Score	Level	Score	Level	Score	Level	Score	Level	Score	Level	Score	Level		
CR-2024-003	Cispus-Yellowjacket Phase 5	42	H	44	H	42	H	41	H	42	H	42	H	22	H	22	H	22	H	20	H	20	H	20	H	20	H	19	H	420	1
CR-2024-002	Silver Creek Restoration Opportunity Identification	39	H	42	H	40	H	38	H	39	H	39	H	20	H	19	H	21	H	20	H	22	H	22	H	20	H	19	H	397	2

Table 3. CRR proposed projects integrated with the 2024 SRFB proposed project. Proposals are shown in ranked order based on the total project score, which is the sum of the fourteen individual question averaged TA scores.

Project Number	Project Name	Benefits to Fish								Certainty of Success										Cost				Total Project							
		Q1		Q2		Q3		Q4		Q5		Q6		Q7		Q8		Q9		Q10		Q11		Q12		Q13		Q14		Score	Rank
		Score	Level	Score	Level	Score	Level	Score	Level	Score	Level	Score	Level	Score	Level	Score	Level	Score	Level	Score	Level	Score	Level	Score	Level	Score	Level	Score	Level		
CR-2024-003	Cispus-Yellowjacket Phase 5 Design	42	H	44	H	42	H	41	H	42	H	42	H	22	H	22	H	22	H	20	H	20	H	20	H	20	H	19	H	420	CRR - 1
24-1450	SF Tottle Restoration at Brownell Crk Confluence	41.2	H	41.7	H	40.2	H	42.5	H	39.0	H	38.8	H	22.8	H	20.3	H	23.2	H	19.2	H	18.7	H	20.2	H	19.7	H	20.8	H	408.2	1
24-1452	STHD 2 - SFT Reach D & Loch and Trouble Creeks	39.2	H	43.0	H	38.0	H	40.3	H	38.8	H	41.2	H	21.3	H	20.5	H	24.2	H	19.8	H	19.5	H	20.5	H	20.2	H	21.2	H	407.7	2
24-1524	Cedar Creek - Masser - Instream Design	38.0	H	38.7	H	37.8	H	37.5	H	41.3	H	42.2	H	20.7	H	20.7	H	23.0	H	20.0	H	21.3	H	21.7	H	20.7	H	21.5	H	405.0	3
24-1455	Delameter-Arkansas Barrier Bundle	35.5	H	36.7	H	39.2	H	40.7	H	41.5	H	41.5	H	20.3	H	21.2	H	22.5	H	19.7	H	22.0	H	21.5	H	21.2	H	20.7	H	404.0	4
24-1853	Cleveland Skamokawa Creek Restoration	42.7	H	40.2	H	40.0	H	40.3	H	36.8	H	38.3	H	20.3	H	19.0	H	22.5	H	21.2	H	20.5	H	21.0	H	20.2	H	19.8	H	402.8	5
24-1451	GMC 1 - Mulholland Creek Restoration	41.0	H	42.3	H	36.8	H	40.2	H	36.5	H	38.5	H	21.5	H	19.7	H	24.2	H	20.0	H	17.5	H	19.2	H	19.8	H	21.3	H	398.5	6
CR-2024-002	Silver Creek Restoration Opportunity Identification	39	H	42	H	40	H	38	H	39	H	39	H	20	H	19	H	21	H	20	H	22	H	22	H	20	H	19	H	397	CRR - 2
24-1854	Uncle Henry's Lake Elochoman Restoration	40.2	H	39.3	H	38.3	H	37.3	H	37.2	H	39.0	H	20.3	H	19.2	H	22.5	H	20.8	H	21.3	H	21.3	H	19.5	H	20.3	H	396.7	7
24-1525	Cedar Creek - Masser - Riparian	37.0	H	37.3	H	35.5	H	34.5	H	39.7	H	41.5	H	19.3	H	20.3	H	22.8	H	19.5	H	20.2	H	21.5	H	20.0	H	21.7	H	390.8	8
24-1851	Elochoman Headwaters Design	40.0	H	39.7	H	37.7	H	37.2	H	38.7	H	38.7	H	20.7	H	20.5	H	21.3	H	18.2	H	18.7	H	18.3	H	19.0	H	20.7	H	389.2	9
24-1453	Timber Creek Fish Passage and Instream Design	35.5	H	36.3	H	35.7	H	33.8	M	39.7	H	40.3	H	20.8	H	21.5	H	21.8	H	19.3	H	20.7	H	21.0	H	19.7	H	19.5	H	385.7	10
24-1454	Beaver-Bear NFT Restoration	38.2	H	37.3	H	37.8	H	36.8	H	37.8	H	38.5	H	20.8	H	20.7	H	22.8	H	20.3	H	16.3	M	18.0	H	18.7	H	19.3	H	383.5	11
24-1526	Dyer Creek and E Fork Lewis Habitat Improvements	40.0	H	38.5	H	35.8	H	38.0	H	38.2	H	37.2	H	20.7	H	20.0	H	21.8	H	19.3	H	17.3	H	18.7	H	17.2	H	18.8	H	381.5	12
24-1753	Cowlitz WLA Spears Unit Design	36.2	H	35.8	H	37.2	H	38.8	H	39.8	H	41.0	H	18.2	H	19.2	H	19.6	H	19.0	H	19.0	H	19.6	H	19.2	H	18.8	H	381.4	13
24-1578	Lower Woodard Creek Restoration	36.2	H	39.3	H	38.7	H	37.3	H	36.7	H	38.5	H	20.0	H	17.8	H	22.2	H	18.7	H	18.2	H	18.8	H	18.3	H	20.7	H	381.3	14
24-1641	Riparian Enhancements in the Wind River Watershed	34.4	H	33.6	M	37.6	H	36.8	H	39.0	H	39.0	H	19.8	H	19.2	H	19.6	H	19.0	H	21.2	H	21.4	H	19.6	H	19.6	H	379.8	15
24-1527	Lower Woodard Creek Design- Phase 3	38.5	H	37.3	H	37.0	H	36.8	H	37.0	H	37.0	H	20.7	H	18.7	H	22.0	H	20.8	H	17.8	H	17.2	H	17.7	H	21.2	H	379.7	16
24-1755	Mid Grays River Conservation Area	36.2	H	36.0	H	36.3	H	35.8	H	38.5	H	42.3	H	19.0	H	18.7	H	23.5	H	17.7	H	17.3	H	17.7	H	17.8	H	18.0	H	374.8	17
24-1617	Lena Springs Design	37.7	H	36.5	H	36.5	H	35.3	H	36.2	H	37.0	H	18.5	H	20.5	H	21.8	H	19.0	H	18.2	H	18.3	H	18.3	H	20.3	H	374.2	18
24-1528	Campan Creek Restoration	37.2	H	36.0	H	35.5	H	37.7	H	35.8	H	36.7	H	19.0	H	19.0	H	22.0	H	21.0	H	17.5	H	18.3	H	17.2	H	18.8	H	371.7	19
24-1523	Coweeman Headwaters Riparian Stewardship	38.5	H	36.5	H	31.7	M	32.5	M	36.7	H	34.7	H	19.3	H	18.8	H	22.2	H	18.3	H	20.0	H	20.8	H	19.5	H	20.3	H	369.8	20
24-1500	EF Deep River Fish and Human Resilience - Phase 1	39.8	H	36.2	H	33.8	M	28.5	M	33.7	M	29.2	M	15.0	M	14.3	M	20.2	H	21.5	H	13.3	M	16.5	M	17.0	H	16.3	M	335.3	21
24-1756	Elochoman LWD and Floodplain Connection	33.2	M	34.0	H	32.0	M	31.6	M	32.2	M	32.0	M	21.2	H	19.4	H	19.6	H	18.4	H	15.2	M	14.2	M	14.8	M	16.6	M	334.4	22
24-1542	Cougar Creek 3 Enhancement	15.2	L	24.5	M	22.8	M	25.3	M	30.0	M	29.8	M	13.7	M	13.3	M	16.8	M	14.7	M	10.0	M	14.7	M	14.3	M	12.8	M	258.0	23

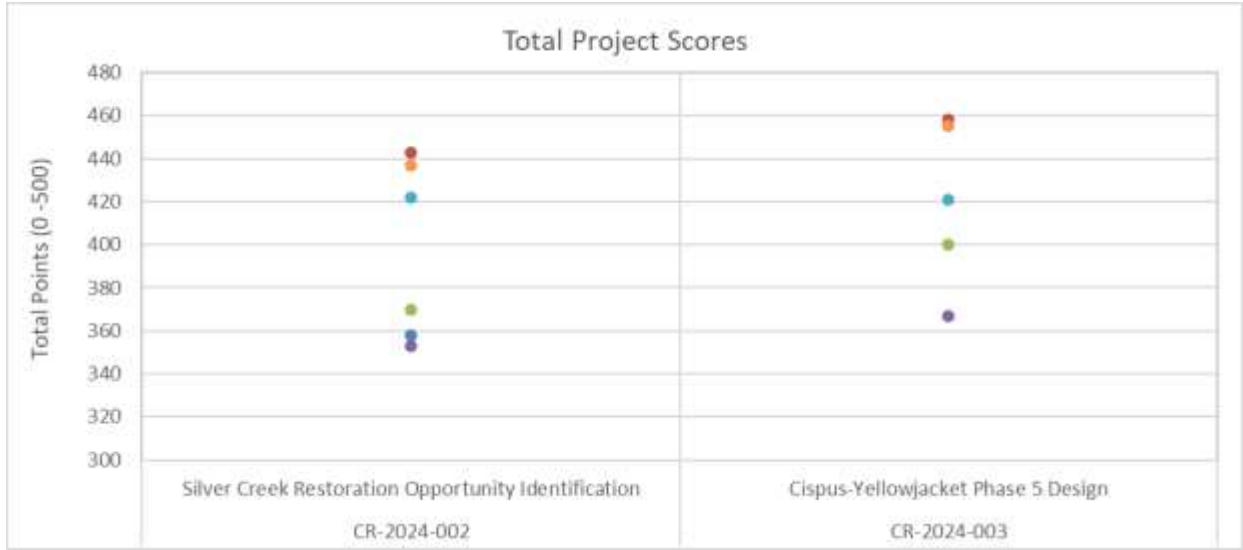


Figure 1. The range of total project scores for the two CRR proposals across participating TAC members. Although total available points range from 0 – 500, the figure range is limited to 300 – 500 to better visualize score distribution.

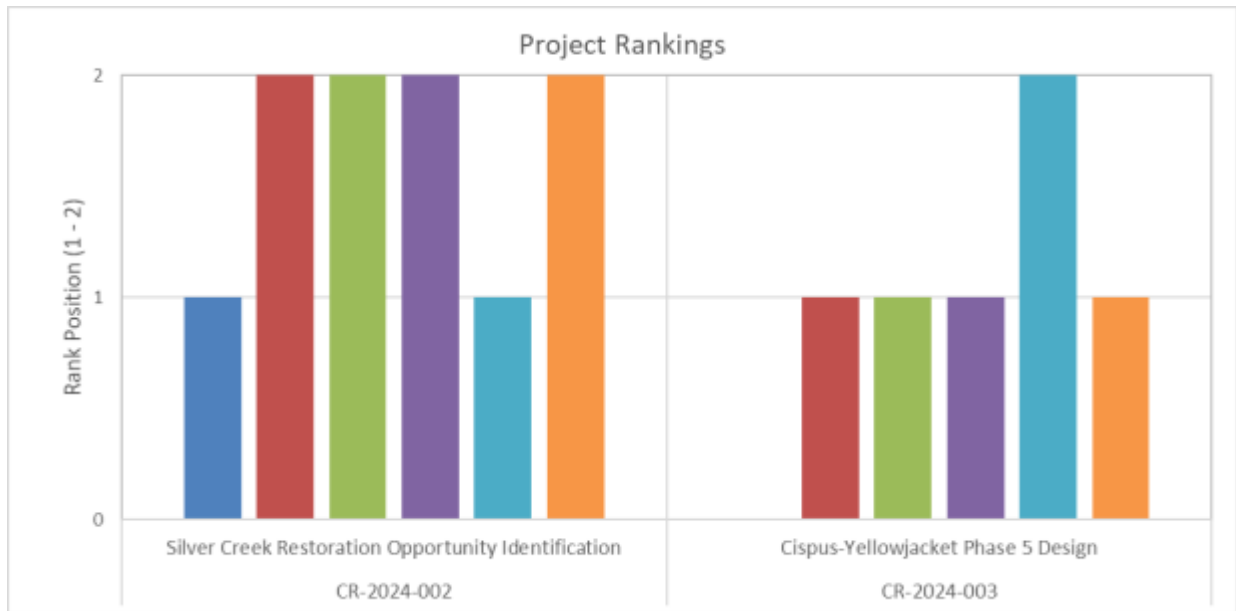


Figure 2. The range of total project rank positions (1 or 2) for the two CRR proposals across participating TAC members.

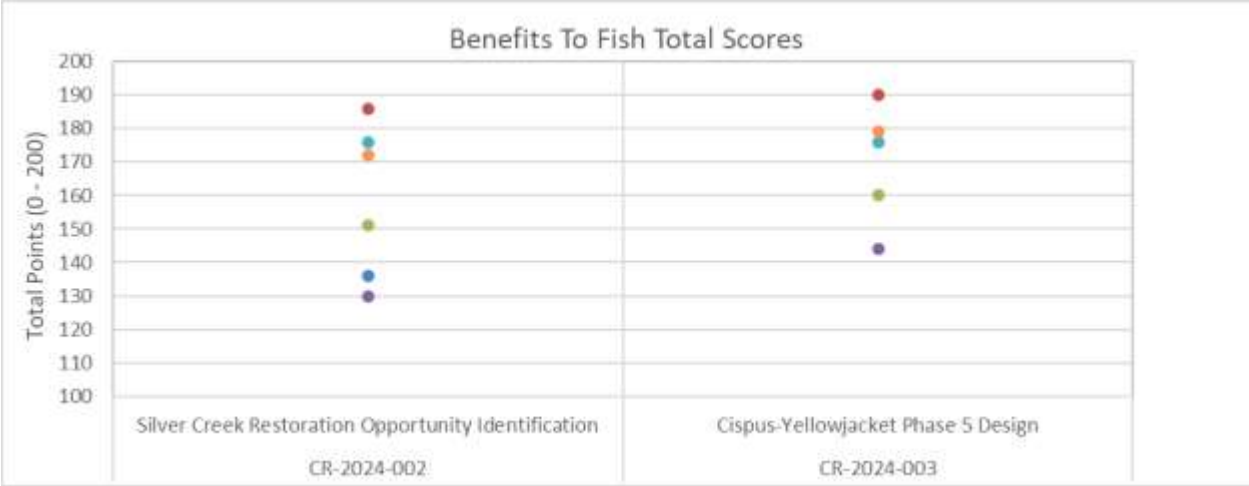


Figure 3. The range of total Benefits to Fish scores for the two CRR proposals across participating TAC members. Although total available points range from 0 – 200, the figure range is limited to 100 – 200 to better visualize score distribution.



Figure 4. The range of total Certainty of Success scores for the two CRR proposals across participating TAC members. Although total available points range from 0 – 200, the figure range is limited to 100 – 200 to better visualize score distribution.



Figure 5. The range of total Cost scores for the two CRR proposals across participating TAC members. Although total available points range from 0 – 100, the figure range is limited to 50 – 100 to better visualize score distribution.

CRR Supplemental Evaluation Criteria

A ranked list based on average TAC scores for each scoring question for the CRR supplemental habitat evaluation criteria is shown in Table 4. Scoring and ranking summaries are included below based on submitted scores for the five CRR evaluation questions.

Table 4. Ranked CRR proposed project list for the CRR supplemental evaluation by participating TAC members. Proposals are shown in ranked order based on the total project score, which is the sum of the five individual question averaged TAC scores.

Project Number	Project Name	Pass/Fail Eligibility Questions			CRR - Scoring Questions					Total Project	
		Population Targeted	Geographic Extent	Project Type	Q1	Q2	Q3	Q4	Q5	Score	Rank
		Pass/Fail	Pass/Fail	Pass/Fail	Score	Score	Score	Score	Score		
CR-2024-003	Cispus-Yellowjacket Phase 5	Pass	Pass	Pass	30	39	10	27	10	116	1
CR-2024-002	Silver Creek Restoration Opportunity Identification	Pass	Pass	Pass	29	34	7	24	8	102	2

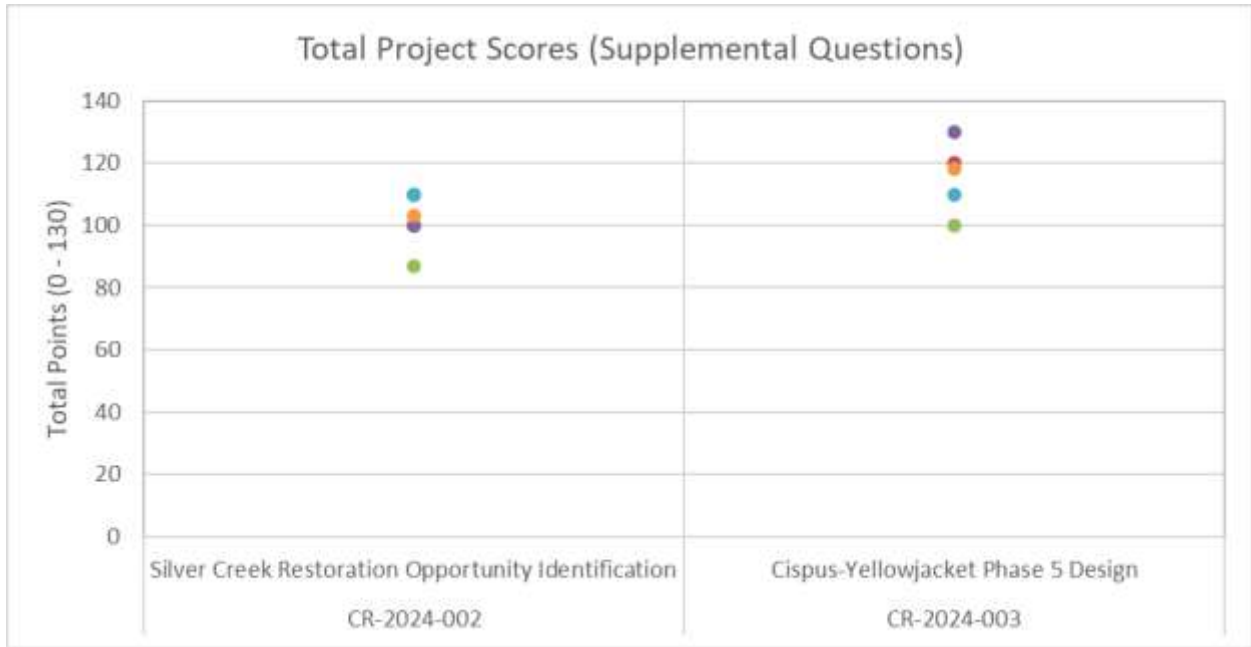


Figure 6. The range of total project scores for the two CRR proposals across participating TAC members for the five supplemental evaluation questions.

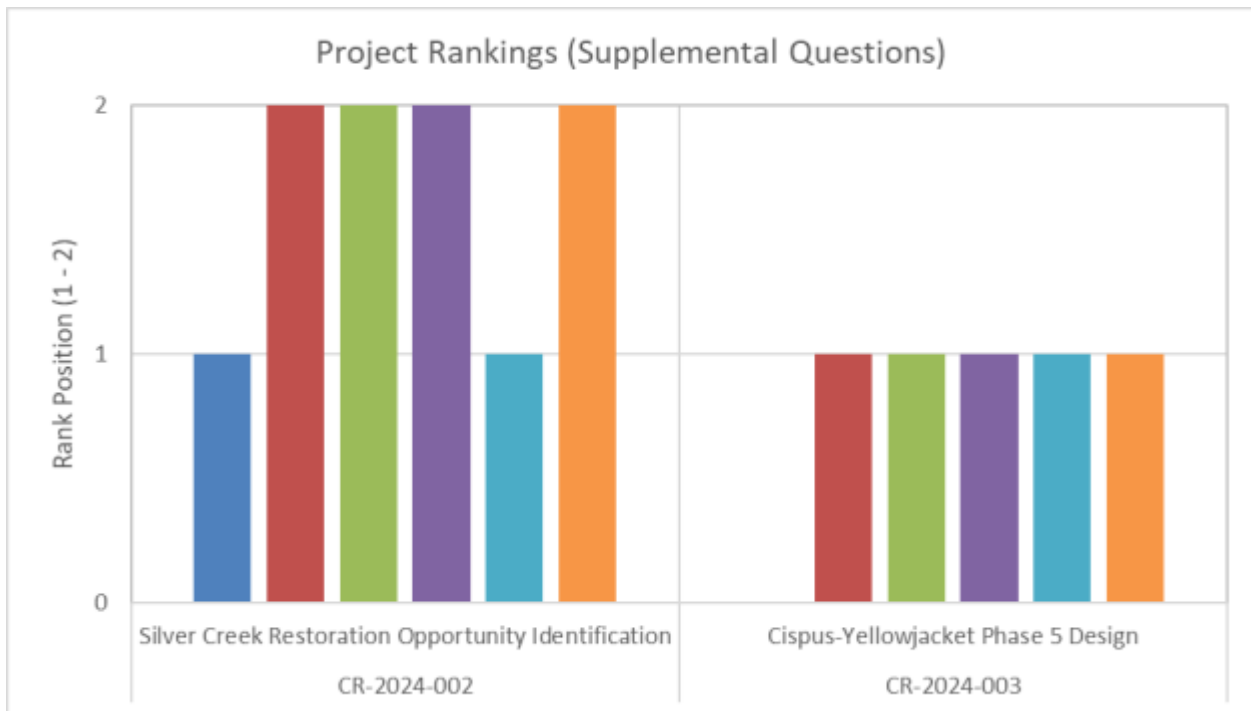


Figure 7. The range of total project rank positions (1 or 2) for the two CRR final applications across TAC members for the five supplemental evaluation questions.

Scoring rationales were provided by TAC members and are grouped by proposal below the two CRR proposals, presented in ranked order.

CR-2024-003: Cispus-Yellowjacket Phase 5 Design

Benefits to Fish	Certainty of Success	Cost
<ul style="list-style-type: none"> • Potential good benefit • 3 Primary Populations; 2 historic cores; reaches in need of restoration; high restoration potential to reconnect floodplain and improve in-channel conditions 	<ul style="list-style-type: none"> • Good continuity versus Phases 1-4 • Strong application; broad spatial scale, process based; experienced sponsor 	<ul style="list-style-type: none"> • Design cost seems high • Scope and budget detailed; includes geotechnical

CR-2024-002: Silver Creek Restoration Opportunity Identification

Benefits to Fish	Certainty of Success	Cost
<ul style="list-style-type: none"> • Potential good benefit • 3 Primary Populations; 2 historic cores; reaches in need of restoration; EDT high restoration potential 	<ul style="list-style-type: none"> • Potential good certainty • Reasonable approach, experienced staff; could be more detailed 	<ul style="list-style-type: none"> • Good cost versus benefit • Costs slightly high for level of detail provided in scope but within reason