

Cowlitz Fisheries Informational Meeting Electronic Polling Results

March 26, 2015

Session Name: Cowlitz Fisheries Informational Session 3-26-2015 7-54 PM

Date Created: 3/26/2015 5:57:16 PM

Active Participants: 34 of 34

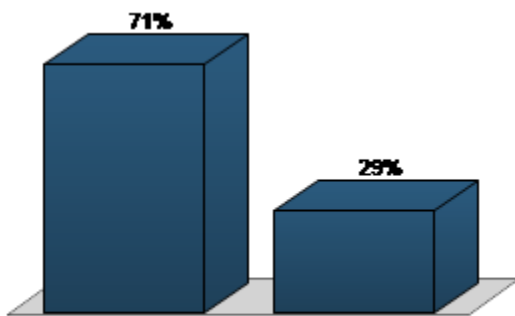
Average Score: 0.00%

Questions: 15

Results by Question

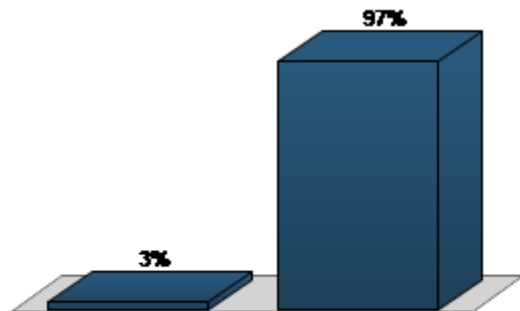
1. Are you a fisher? (Multiple Choice)

	Responses	
	Percent	Count
Yes	70.83%	17
No	29.17%	7
Totals	100%	24



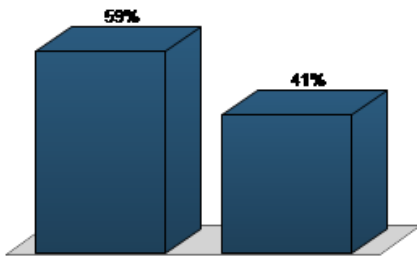
2. Are you a fishing guide on the Cowlitz? (Multiple Choice)

	Responses	
	Percent	Count
Yes	3.03%	1
No	96.97%	32
Totals	100%	33



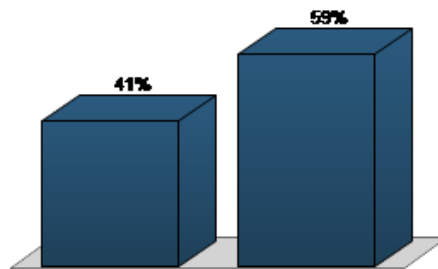
3. Do you fish in the Cowlitz River? (Multiple Choice)

	Responses	
	Percent	Count
Yes	59.38%	19
No	40.62%	13
Totals	100%	32



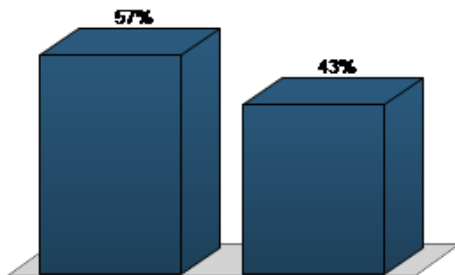
5. Do you fish in the Mayfield or Riffe reservoirs? (Multiple Choice)

	Responses	
	Percent	Count
Yes	40.74%	11
No	59.26%	16
Totals	100%	27



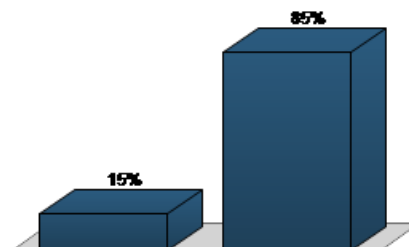
4. Do you primarily fish downstream of the Barrier Dam? (Multiple Choice)

	Responses	
	Percent	Count
Yes	56.52%	13
No	43.48%	10
Totals	100%	23



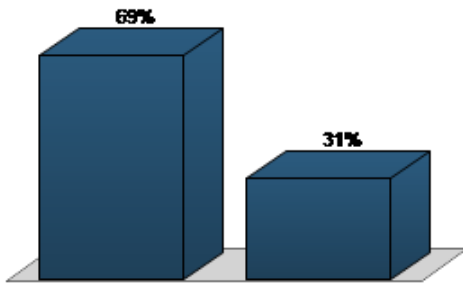
6. Do you primarily fish upstream of Cowlitz Falls Dam? (Multiple Choice)

	Responses	
	Percent	Count
Yes	15.38%	4
No	84.62%	22
Totals	100%	26



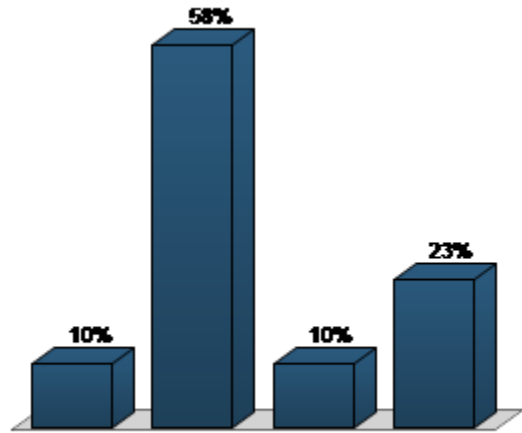
7. Do you read the Cowlitz Fish Report? (Multiple Choice)

	Responses	
	Percent	Count
Yes	68.75%	22
No	31.25%	10
Totals	100%	32



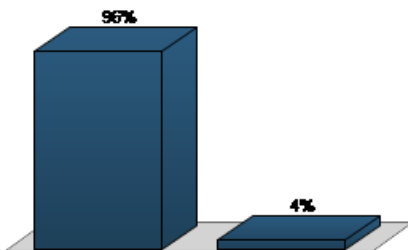
9. Summer run steelhead: Which of these factors limits recycling the most? (Multiple Choice)

	Responses	
	Percent	Count
Funding	9.68%	3
Stray rate	58.06%	18
Harvest rate	9.68%	3
# of hatchery summer steelhead released	22.58%	7
Totals	100%	31



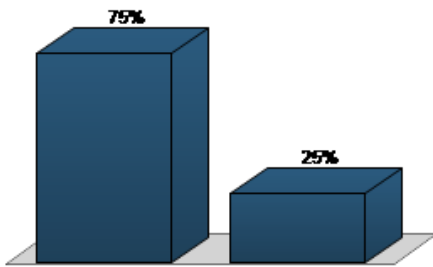
8. If yes, do you access it on the web or by phone? (Multiple Choice)

	Responses	
	Percent	Count
Web	95.65%	22
Phone	4.35%	1
Totals	100%	23



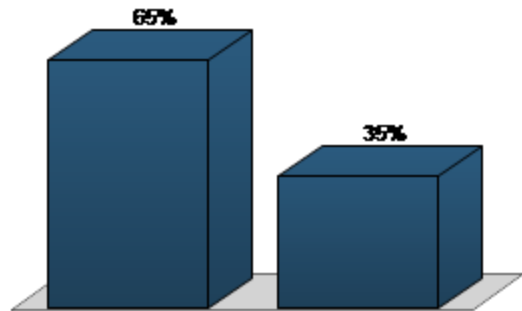
10. Do you plan on attending the April 23 APR meeting? (Multiple Choice)

	Responses	
	Percent	Count
Yes	75%	24
No	25%	8
Totals	100%	32



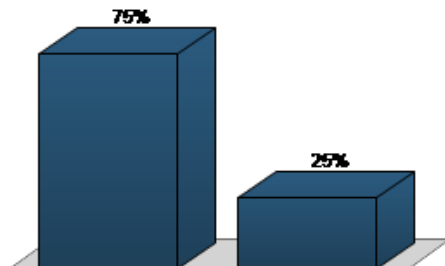
12. Do you plan on attending the Upper Cowlitz River basin meeting in Sept.? (Multiple Choice)

	Responses	
	Percent	Count
Yes	65.38%	17
No	34.62%	9
Totals	100%	26



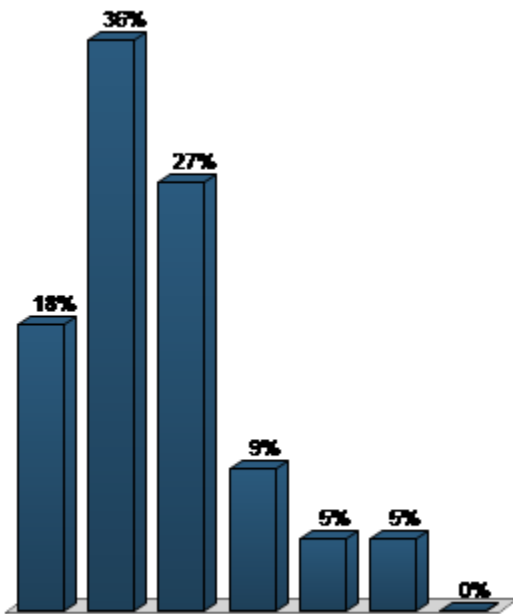
11. Do you plan on attending the June 3 APR meeting? (Multiple Choice)

	Responses	
	Percent	Count
Yes	75%	21
No	25%	7
Totals	100%	28



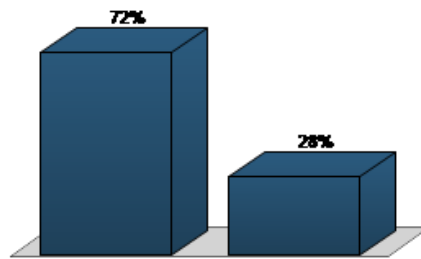
13. I feel like Tacoma Power and WDFW are making an effort to collaborate with me. (Multiple Choice)

	Responses	
	Percent	Count
Strongly Agree	18.18%	4
Agree	36.36%	8
Somewhat Agree	27.27%	6
Neutral	9.09%	2
Somewhat Disagree	4.55%	1
Disagree	4.55%	1
Strongly Disagree	0%	0
Totals	100%	22



14. Would you be willing to help Tacoma Power collect fishing data? (Multiple Choice)

	Responses	
	Percent	Count
Yes	72%	18
No	28%	7
Totals	100%	25



15. Do you believe this meeting was worth attending? (Multiple Choice)

	Responses	
	Percent	Count
Yes	91.3%	21
No	8.7%	2
Totals	100%	23

